



Transportation Department

TRANSIT DIVISION- Service and Capital Planning

1 N. University Drive, Suite 3100A • Plantation, Florida 33324 • 954-357-8300 • FAX 954-357-8382

COMMUNITY SHUTTLE PROGRAM SERVICE APPLICATION

City Coconut Creek

City Contact Alex Tergis

Federal ID Number _____

Phone Number 954-973-6780

Address 4800 W. Copans Road

Address 4900 W. Copans Rd

City, State, Zip Coconut Creek, FL 33063

City, State, Zip Coconut Creek, FL 33063

Describe the proposed service plan:

The Butterfly Express Trolley is a North/South route on Lyons Rd starting at the south
end at Windmill Park traveling north passed Hillsboro Blvd. to N.W. 74th Pl. looping
south down Lyons Rd to Windmill Park. Points of interest include Windmill Park,
Coconut Creek Community Center, Coconut Creek High School, The Township,
Coconut Creek Recreation Center, Hillsboro Marketplace, North Broward Preparatory
School, Westcreek Commons, Starbucks/Wow Factory, Winston Park Plaza,
The Promenade, Coconut Creek Government Center, and Coconut Creek Plaza.
Service Hours are Monday through Wednesday 6:30 AM to 7:00 PM
Thursday, Friday and Saturday 6:30 AM to 12:00 AM (midnight) No Service Sundays or
holidays. It is currently servicing an average ridership of 9.76 per hour.

Number of vehicles needed to operate the proposed service:	1 _____
Number of vehicles needed to lease from BCT to operate the proposed service:	1 _____
Round-trip length of proposed route in miles:	12.2 _____
Round-trip travel time of proposed route in hours and minutes:	1 hr _____

Illustrate the proposed route(s), including stops, with an attachment or attach your city map detailing the proposed routes(s).

Please address each of the applicable ranking criteria on a separate sheet of paper.

The applicant is responsible for notifying BCT of any changes of address, telephone number, or any other changes pertinent to this application. BCT reserves the right to request additional information if needed. Please return the completed form and any necessary attachments to BCT via email to CommunityShuttleReports@Broward.org.

BCT USE ONLY	
Approved _____	Not Approved _____
Total Score _____	
Print Name _____	Signature _____
Date _____	
Additional Comments	



BUTTERFLY EXPRESS ROUTE

UP & DOWN LYONS ROAD



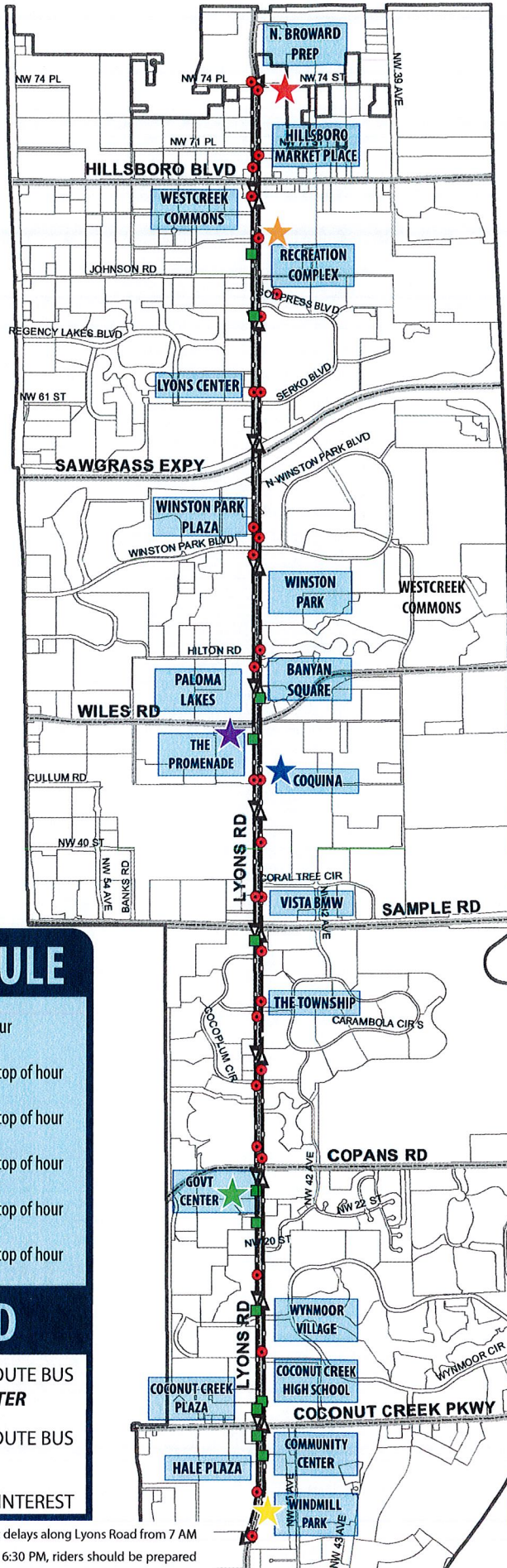
SCHEDULE

- ★ Top of the Hour
- ★ 10 Min. Past top of hour
- ★ 20 Min. Past top of hour
- ★ 30 Min. Past top of hour
- ★ 40 Min. Past top of hour
- ★ 50 Min. Past top of hour

LEGEND




- EXPRESS ROUTE BUS STOP SHELTER
- EXPRESS ROUTE BUS STOP
- POINTS OF INTEREST

Disclaimer: Due to traffic delays along Lyons Road from 7 AM to 9 AM and 4:30 PM to 6:30 PM, riders should be prepared for potential delays to the schedule during these times.





BUS STOP



www.CoconutCreek.net/freebus

FISCAL YEAR 18-19	OCT	NOV	DEC	JAN	FEB	MAR	APR	MAY	JUNE	JULY	AUG	SEPT	TOTALS	MTH AVG	1st Qtr	2nd Qtr	3rd Qtr	4th Qtr	YR
BUTTERFLY EXPRESS RIDERSHIP	3993.0	3373.0	3042.0	3626.0	3656.0	3763.0	4355.0	4430.0	2590.0				32828.0	4103.5	10408.0	11045.0	11375.0	0.0	32828.0
Hours In Service	397.5	347.5	335	377.5	347.5	395	385	395	377.5				3357.5						
PPH	10.04528	9.706475	9.080597	9.605298	10.52086	9.526582	11.31169	11.21519	6.860927				9.763656		9.610785	9.884248	9.795935	0	9.763656
Days in Service	27	24	23	25	23	26	26	26	25				225						
PPD	147.8889	140.5417	132.2609	145.04	158.9565	144.7308	167.5	170.3846	103.6				150.9129		140.2305	149.5758	220.7423	0	170.1828

FISCAL YEAR 17-18	OCT	NOV	DEC	JAN	FEB	MAR	APR	MAY	JUNE	JULY	AUG	SEPT	TOTALS	MTH AVG	1st Qtr	2nd Qtr	3rd Qtr	4th Qtr	YR
BUTTERFLY EXPRESS RIDERSHIP	2870.0	2452.0	2464.0	2630.0	2859.0	3013.0	2995.0	3246.0	2060.0	1616.0	2735.0	3301.0	32241.0	2686.8	7786.0	8502.0	8301.0	7652.0	32241.0
Hours In Service	385	337.5	382.5	372.5	347.5	412.5	372.5	390	395	372.5	407.5	365	4540						
PPH	7.454545	7.265185	6.44183	7.060403	8.227338	7.304242	8.040268	8.323077	5.21519	4.338255	6.711656	9.043836	7.101542		7.053854	7.530661	7.192845	6.697916	7.118819
Days in Service	26	23	25	27	23	27	25	26	26	24	27	24	303						
PPD	110.3846	106.6087	98.56	97.40741	124.3043	111.5926	119.8	124.8462	79.23077	67.33333	101.2963	137.5417	106.4059		105.1844	111.1014	107.959	102.0571	106.5755

FISCAL YEAR 16-17	OCT	NOV	DEC	JAN	FEB	MAR	APR	MAY	JUNE	JULY	AUG	SEPT	TOTALS	MTH AVG	1st Qtr	2nd Qtr	3rd Qtr	4th Qtr	YR
BUTTERFLY EXPRESS RIDERSHIP							466.0	1537.0	1380.0	1437.0	1651.0	1878.0	8949.0						
Hours In Service							372.5	385	395	395	402.5	352.5	2302.5						
PPH							1.251007	3.992208	3.493671	3.637975	4.101863	5.32766	3.634064						
Days in Service							26	26	26	25	27	23	153						
PPD							17.92308	59.11538	53.07692	57.48	61.14815	81.65217	54.56863						