

COCONUT CREEK HIGH SCHOOL

1400

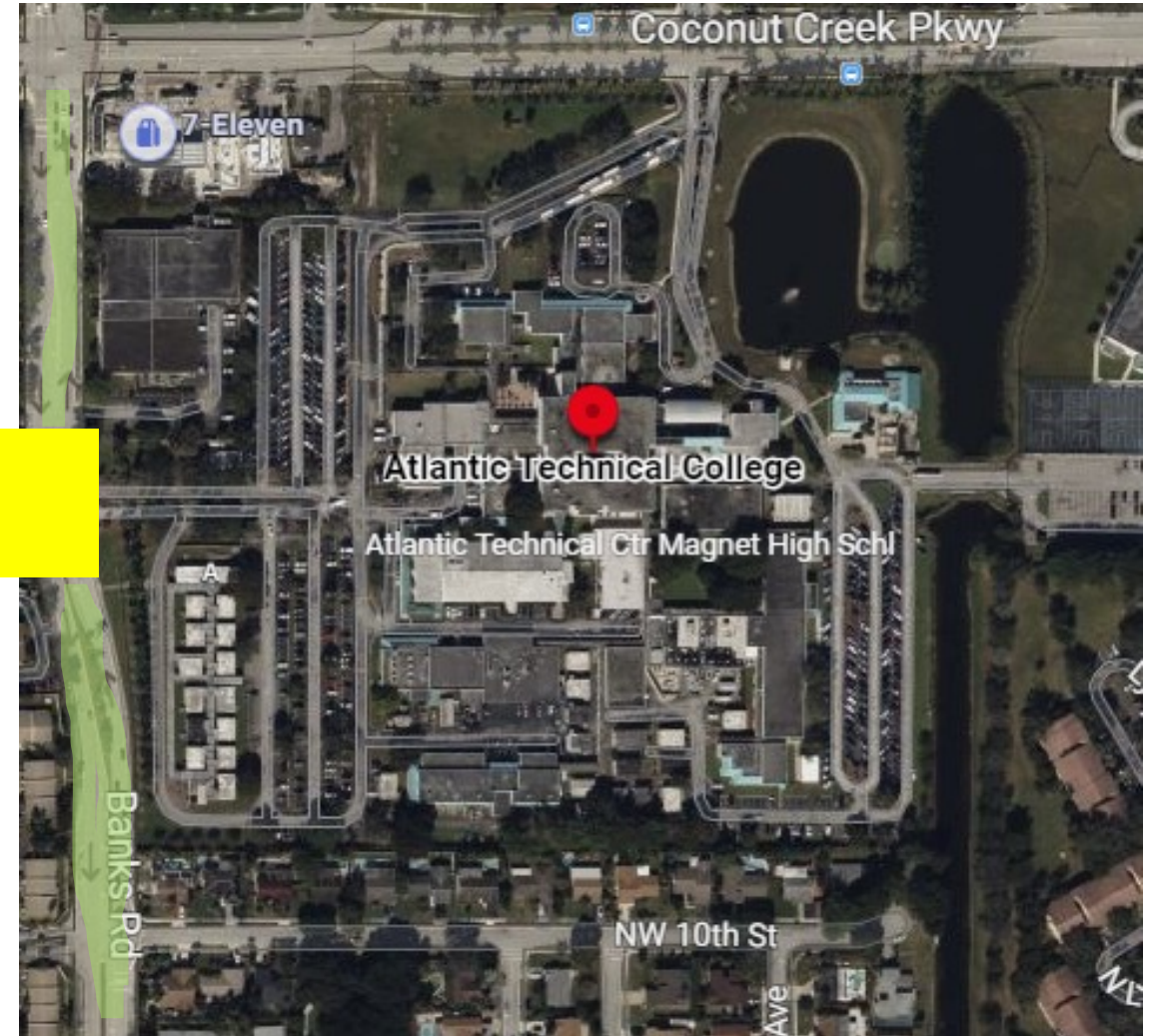
School Zone Speed Report for the City of Coconut Creek
Presented by RedSpeed Florida, LLC

Traffic Studies Demonstrate a Safety Need at 6 Coconut Creek Schools

- RedSpeed traffic studies demonstrated more than 100 drivers exceeding the posted speed by more than 10+ mph at six area schools.
- RedSpeed systems typically reduce speeding by 60-90% over the first year of implementation.
- Only RedSpeed offers integrated ALPR (Flock or vendor city's choice) with all camera systems.

School Tested (street)	Violators 10+ over
Atlantic Technical College (Banks Road)	4
Atlantic Technical College (Coconut Creek Pkwy)	805
Coconut Creek Elementary (NW 43rd Ave)	14
Coconut Creek Elementary (NW 45th Ave)	20
Coconut Creek High School (Coconut Creek Pkwy)	1,254
Dave Thomas Education Center (Coconut Creek Pkwy)	397
Lyons Creek Middle School (Sol Press Blvd)	25
Monarch High School (Wiles Rd)	909
Tradewinds Elementary School (Johnson Rd.)	106
Winston Park Elementary School (NW 39th Ave.)	643
Winston Park Elementary School (Winston Park Blvd)	37

School Zone Speed Study





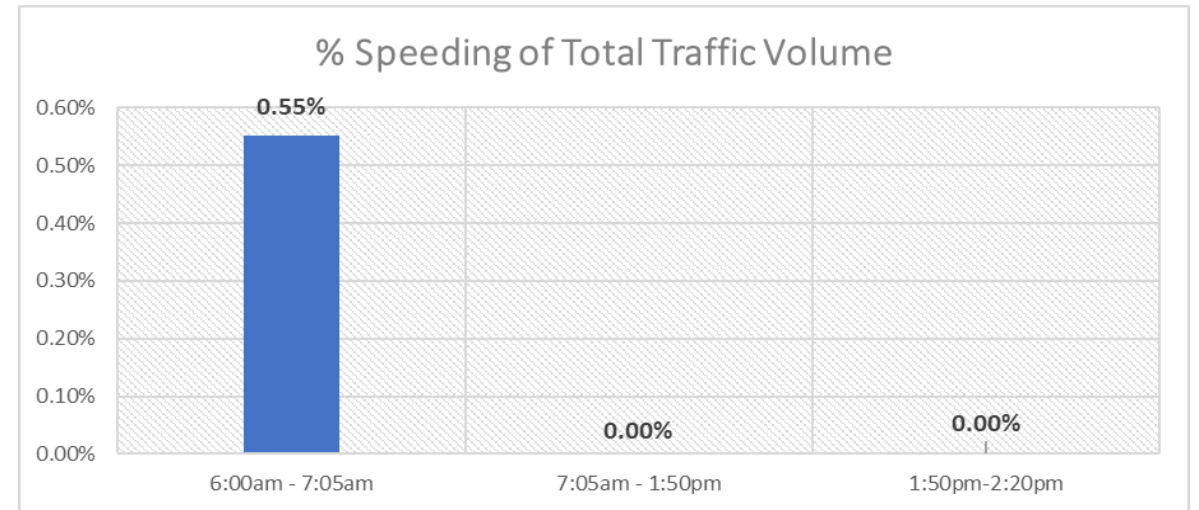
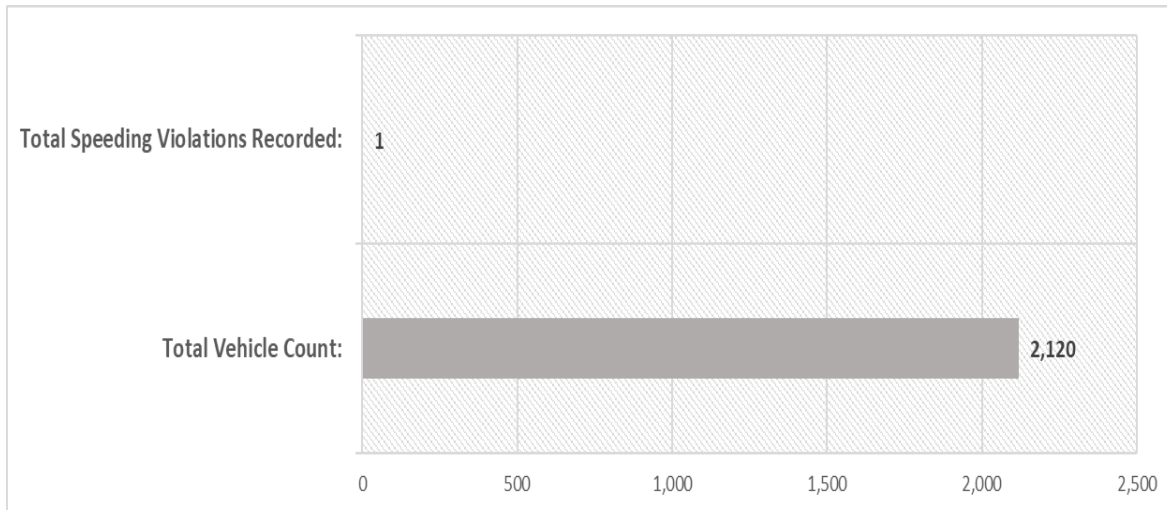
RedSpeed Florida, LLC (RedSpeed) conducted speed studies at **Atlantic Technical College** on **Banks Road NB** during the periods and times listed below.

This report was completed given the speed and time limit parameters of:

- School Zone Speed Limit: **15 MPH**
- Regular Zone Speed Limit: **40 MPH**

Speeding is defined as any recorded speed of more than 10 MPH over the posted speed limit.

Date	6:00 AM – 7:05 AM			7:05 AM – 1:50 PM			1:50 PM – 2:20 PM		
	Vehicle Count	# of Violators	% Speeding	Vehicle Count	# of Violators	% Speeding	Vehicle Count	# of Violators	% Speeding
09/29/2023	181	1	0.55%	1,728	0	0%	211	0	0%





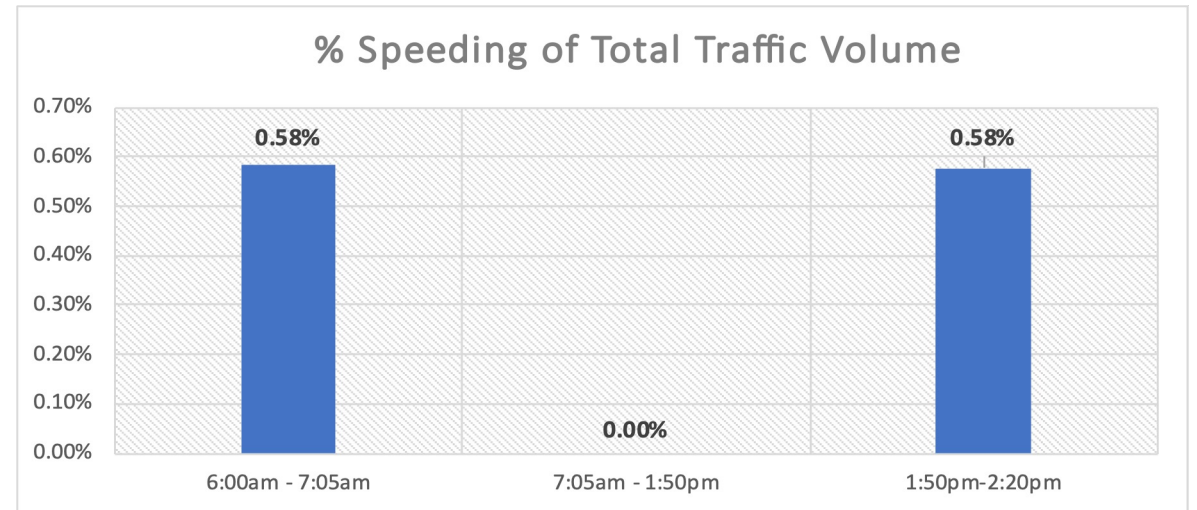
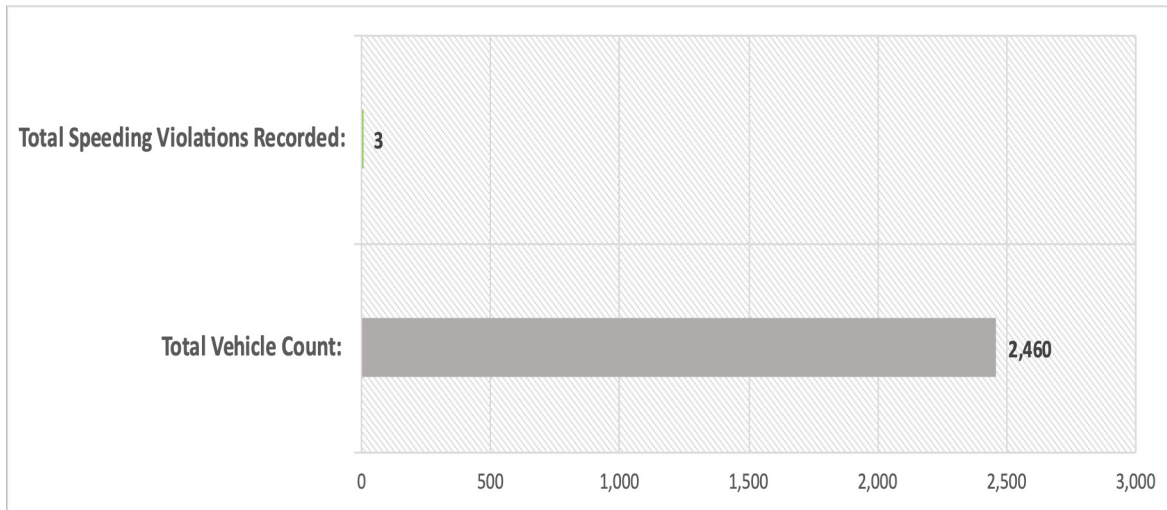
RedSpeed Florida, LLC (RedSpeed) conducted speed studies at **Atlantic Technical College** on **Banks Road SB** during the periods and times listed below.

This report was completed given the speed and time limit parameters of:

- School Zone Speed Limit: **15 MPH**
- Regular Zone Speed Limit: **40 MPH**

Speeding is defined as any recorded speed of more than 10 MPH over the posted speed limit.

Date	6:00 AM – 7:05 AM			7:05 AM – 1:50 PM			1:50 PM – 2:20 PM		
	Vehicle Count	# of Violators	% Speeding	Vehicle Count	# of Violators	% Speeding	Vehicle Count	# of Violators	% Speeding
09/29/2023	343	2	0.58%	1,944	0	0%	173	1	0.58%





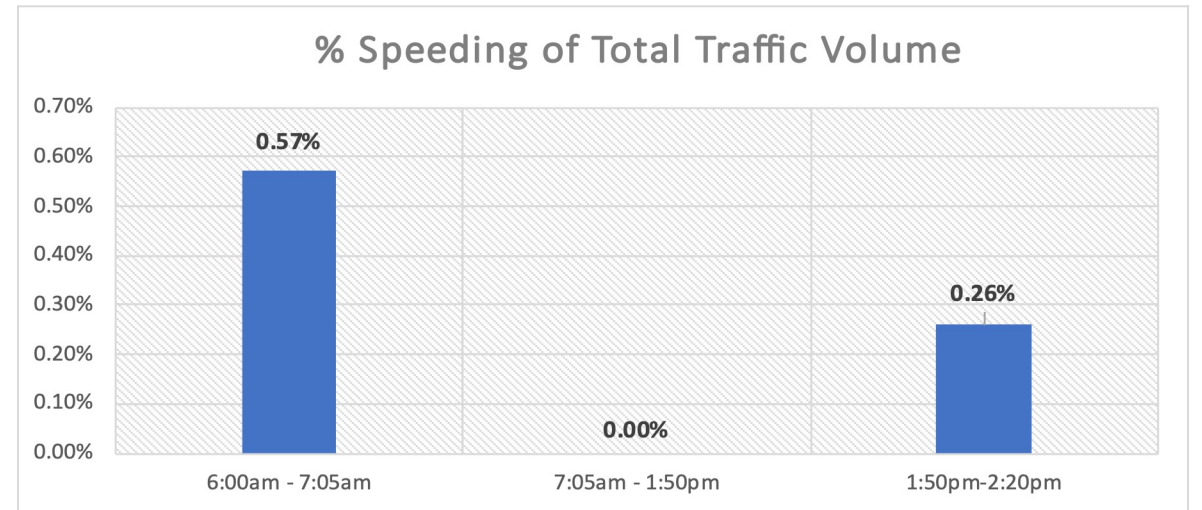
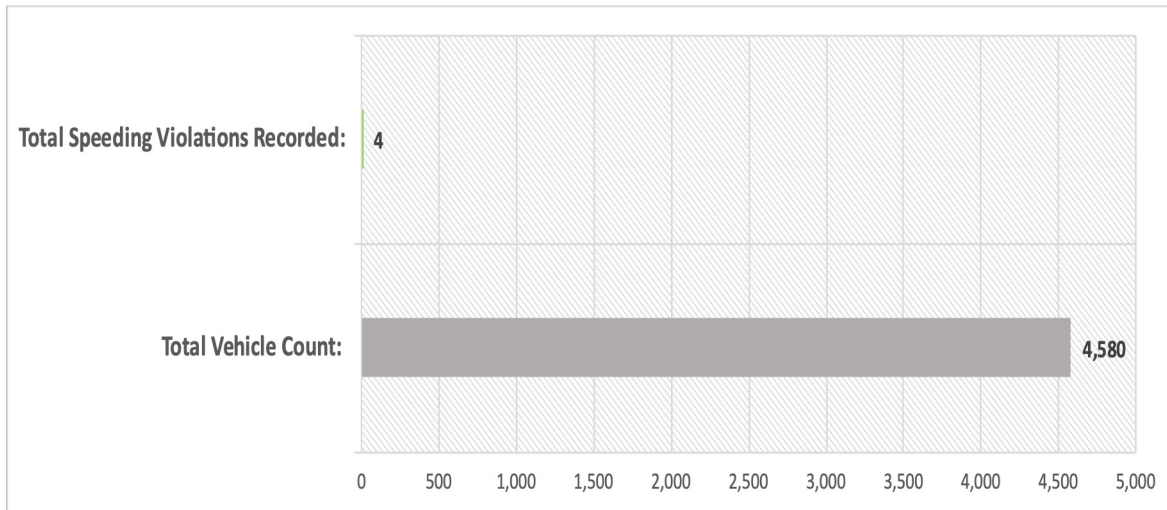
RedSpeed Florida, LLC (RedSpeed) conducted speed studies at **Atlantic Technical College** on **Banks Road NB and SB** during the periods and times listed below.

This report was completed given the speed and time limit parameters of:

- School Zone Speed Limit: **15 MPH**
- Regular Zone Speed Limit: **40 MPH**

Speeding is defined as any recorded speed of more than 10 MPH over the posted speed limit.

Date	6:00 AM – 7:05 AM			7:05 AM – 1:50 PM			1:50 PM – 2:20 PM		
	Vehicle Count	# of Violators	% Speeding	Vehicle Count	# of Violators	% Speeding	Vehicle Count	# of Violators	% Speeding
09/29/2023	524	3	0.57%	3,672	0	0%	384	1	0.26%



School Zone Speed Study





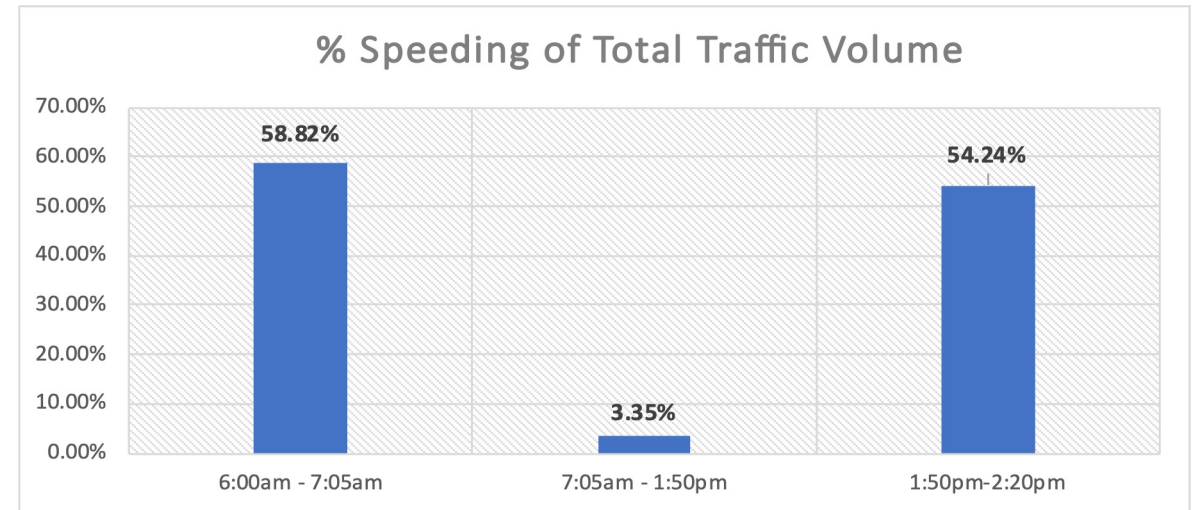
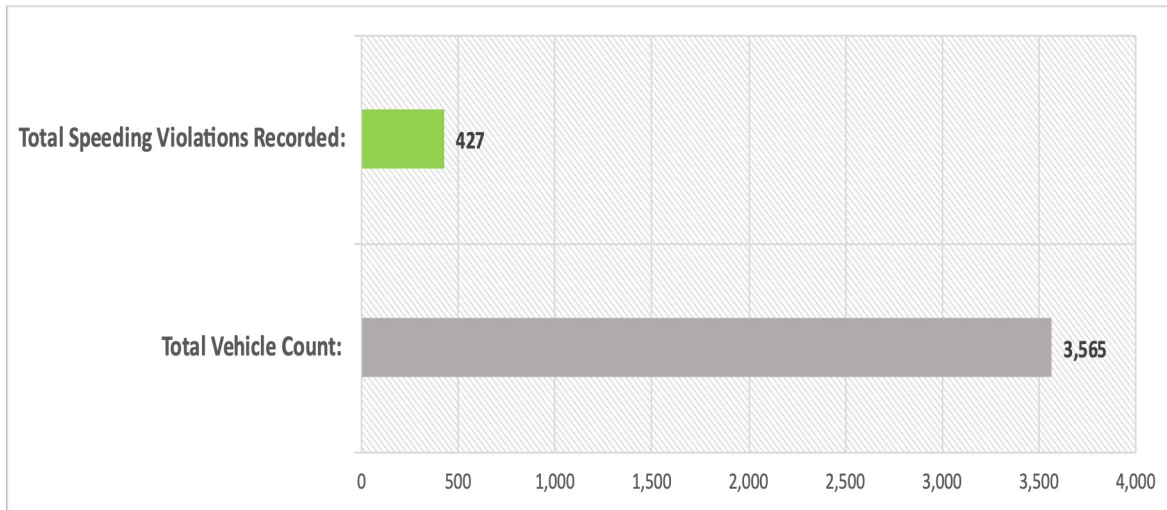
RedSpeed Florida, LLC (RedSpeed) conducted speed studies at **Atlantic Technical College** on **Coconut Creek Pkwy EB** during the periods and times listed below.

This report was completed given the speed and time limit parameters of:

- School Zone Speed Limit: **15 MPH**
- Regular Zone Speed Limit: **35 MPH**

Speeding is defined as any recorded speed of more than 10 MPH over the posted speed limit.

	6:00 AM – 7:05 AM			7:05 AM – 1:50 PM			1:50 PM – 2:20 PM		
Date	Vehicle Count	# of Violators	% Speeding	Vehicle Count	# of Violators	% Speeding	Vehicle Count	# of Violators	% Speeding
09/29/2023	306	180	58.82%	2,988	100	3.35%	271	147	54.24%





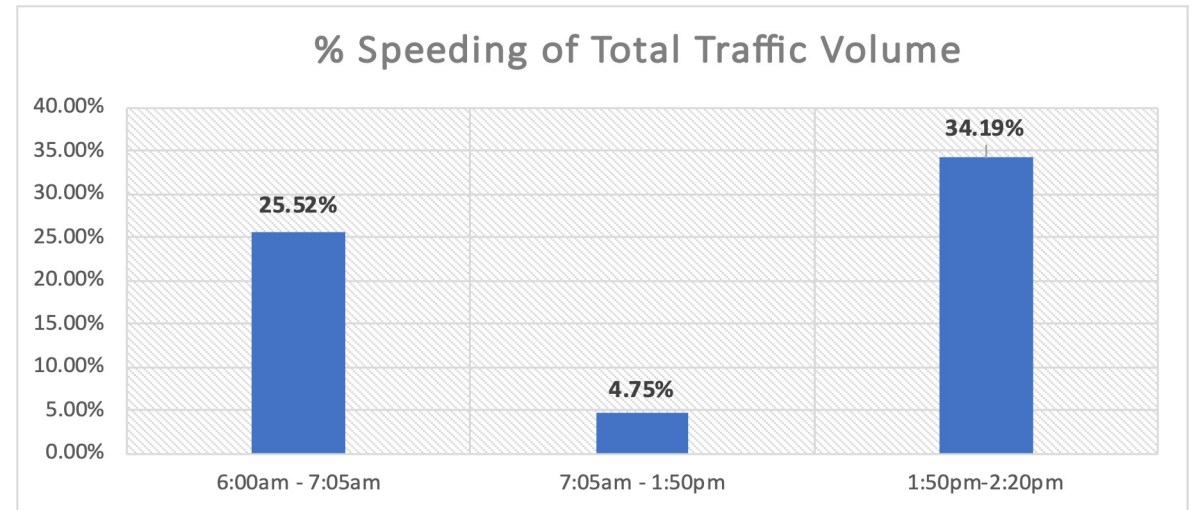
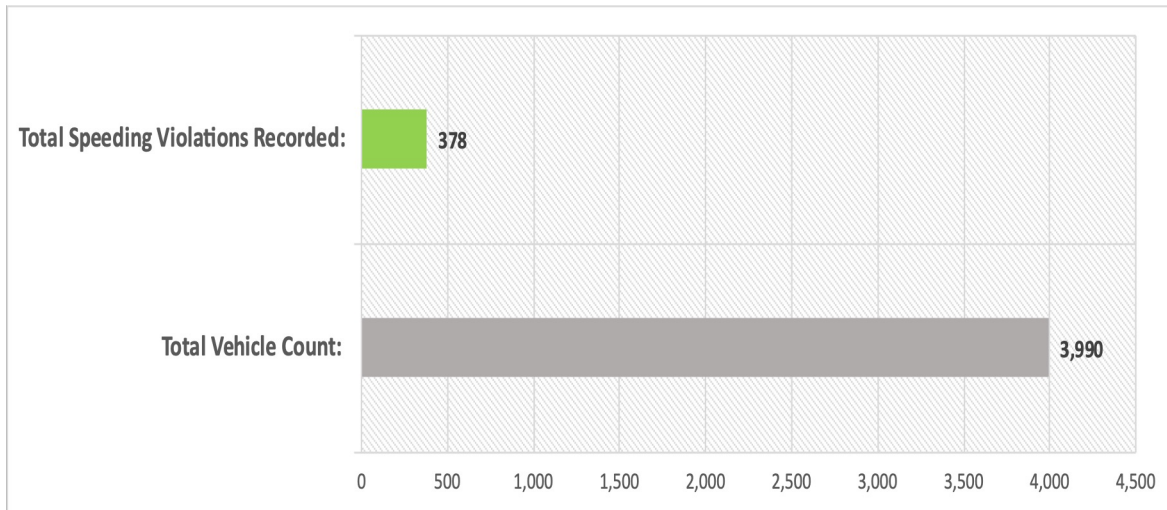
RedSpeed Florida, LLC (RedSpeed) conducted speed studies at **Atlantic Technical College** on **Coconut Creek Pkwy WB** during the periods and times listed below.

This report was completed given the speed and time limit parameters of:

- ☐ School Zone Speed Limit: **15 MPH**
- ☐ Regular Zone Speed Limit: **35 MPH**

Speeding is defined as any recorded speed of more than 10 MPH over the posted speed limit.

	6:00 AM – 7:05 AM			7:05 AM – 1:50 PM			1:50 PM – 2:20 PM		
Date	Vehicle Count	# of Violators	% Speeding	Vehicle Count	# of Violators	% Speeding	Vehicle Count	# of Violators	% Speeding
09/29/2023	576	147	25.52%	3,180	151	4.75%	234	80	34.19%





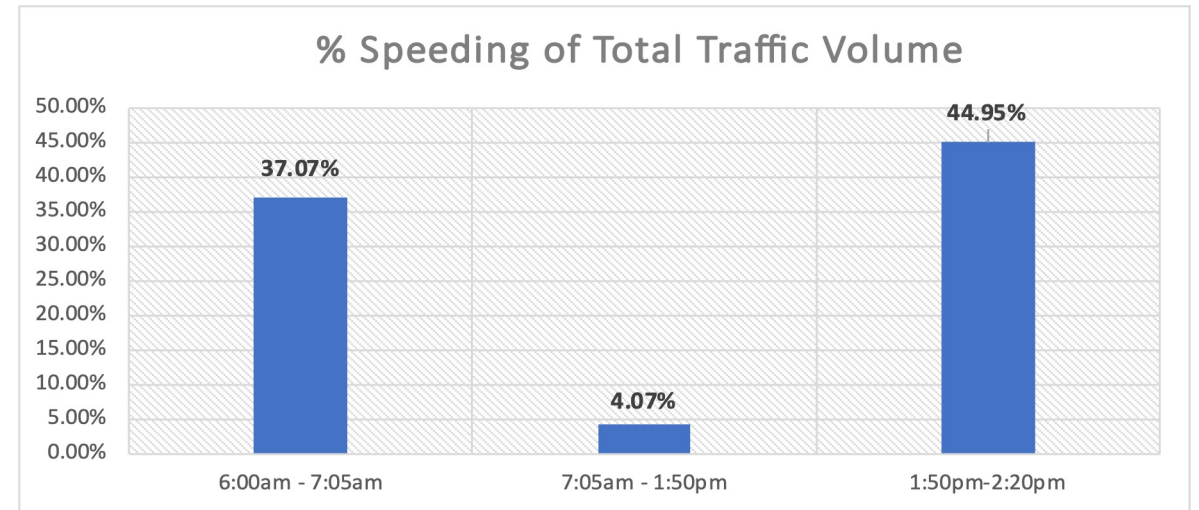
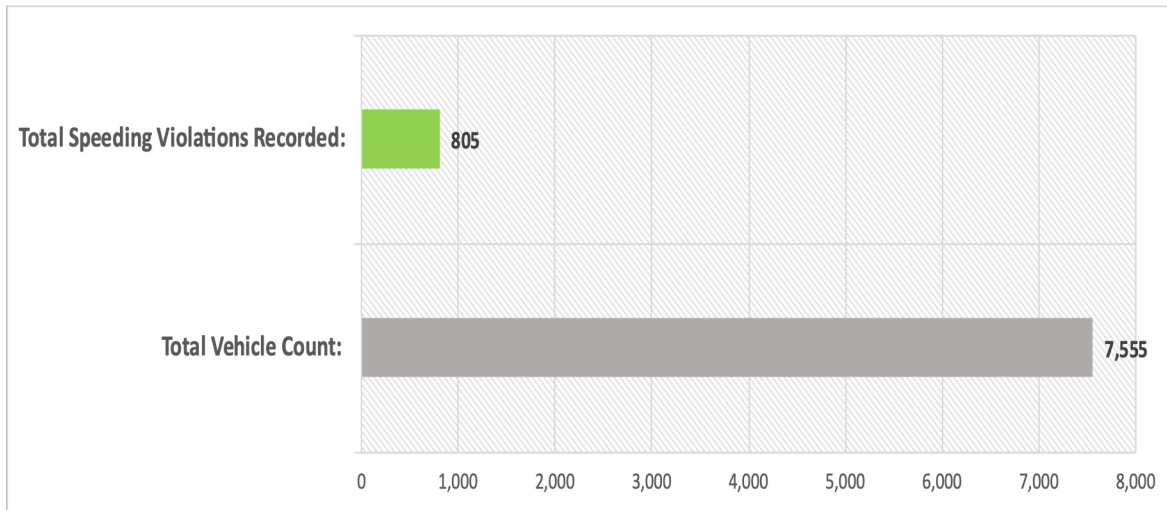
RedSpeed Florida, LLC (RedSpeed) conducted speed studies at **Atlantic Technical College** on **Coconut Creek Pkwy EB and WB** during the periods and times listed below.

This report was completed given the speed and time limit parameters of:

- ☐ School Zone Speed Limit: **15 MPH**
- ☐ Regular Zone Speed Limit: **35 MPH**

Speeding is defined as any recorded speed of more than 10 MPH over the posted speed limit.

	6:00 AM – 7:05 AM			7:05 AM – 1:50 PM			1:50 PM – 2:20 PM		
Date	Vehicle Count	# of Violators	% Speeding	Vehicle Count	# of Violators	% Speeding	Vehicle Count	# of Violators	% Speeding
09/29/2023	882	327	37.07%	6,168	251	4.07%	505	227	44.95%



School Zone Speed Study





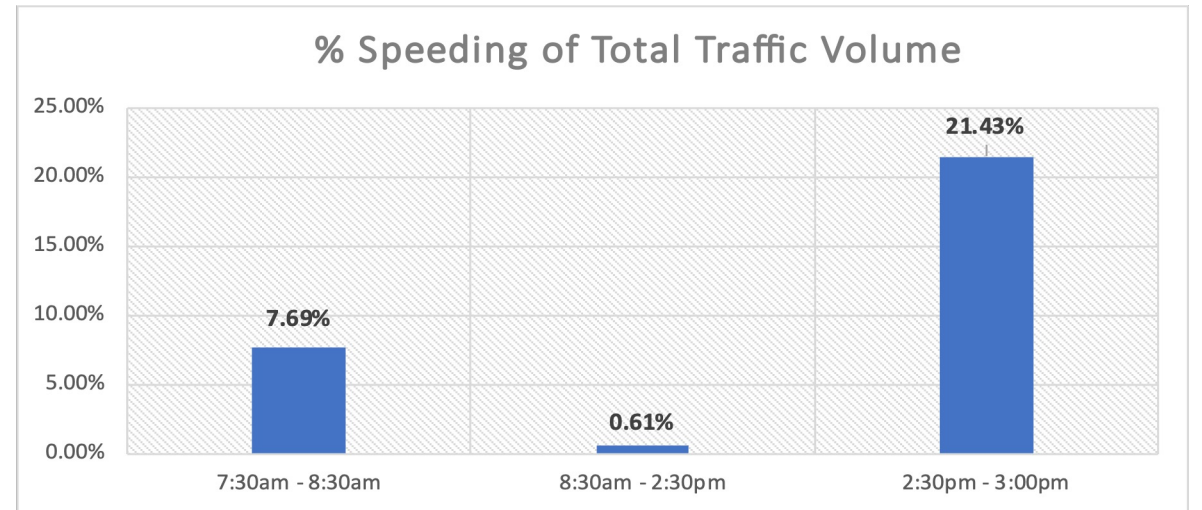
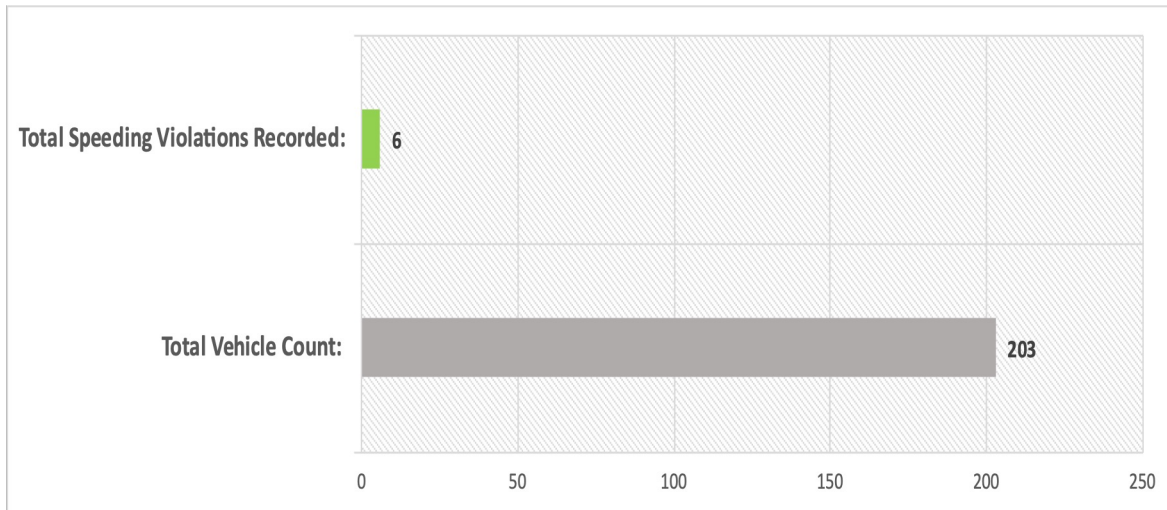
RedSpeed Florida, LLC (RedSpeed) conducted speed studies at **Coconut Creek Elementary** on **NW 43rd Ave. NB** during the periods and times listed below.

This report was completed given the speed and time limit parameters of:

- ☐ School Zone Speed Limit: **15 MPH**
- ☐ Regular Zone Speed Limit: **25 MPH**

Speeding is defined as any recorded speed of more than 10 MPH over the posted speed limit.

Date	7:30 AM – 8:30 AM			8:30 AM – 2:30 PM			2:30 PM – 3:00PM		
	Vehicle Count	# of Violators	% Speeding	Vehicle Count	# of Violators	% Speeding	Vehicle Count	# of Violators	% Speeding
09/21/2023	26	2	7.69%	163	1	0.61%	14	3	21.43%





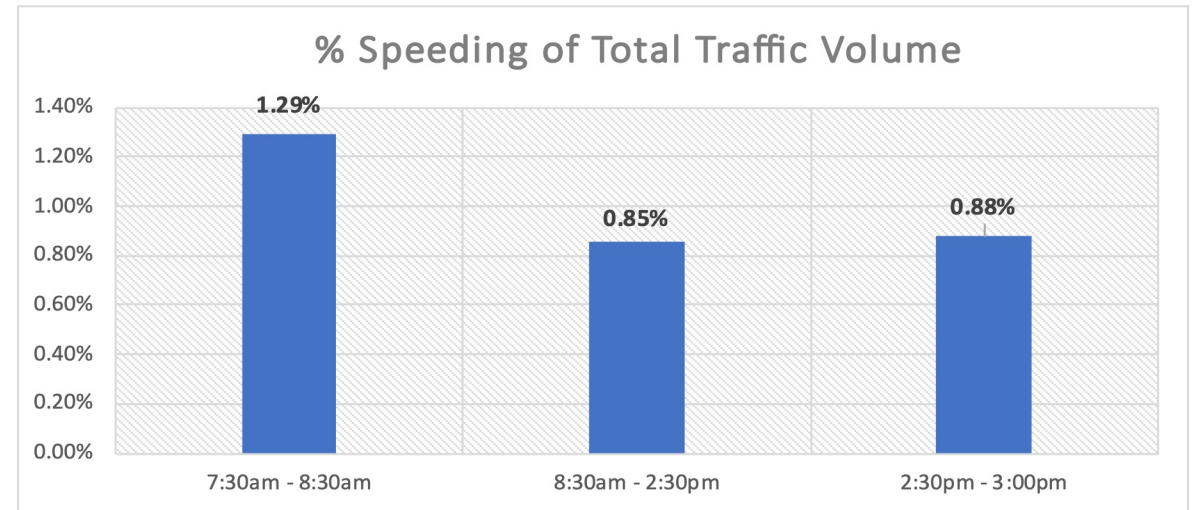
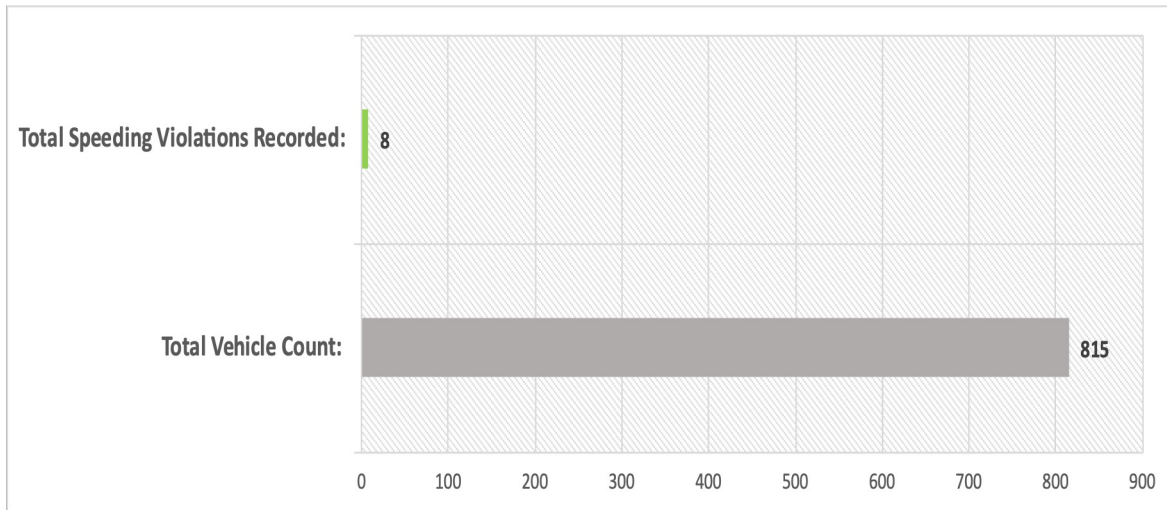
RedSpeed Florida, LLC (RedSpeed) conducted speed studies at **Coconut Creek Elementary** on **NW 43rd Ave. SB** during the periods and times listed below.

This report was completed given the speed and time limit parameters of:

- School Zone Speed Limit: **15 MPH**
- Regular Zone Speed Limit: **25 MPH**

Speeding is defined as any recorded speed of more than 10 MPH over the posted speed limit.

Date	7:30 AM – 8:30 AM			8:30 AM – 2:30 PM			2:30 PM – 3:00PM		
	Vehicle Count	# of Violators	% Speeding	Vehicle Count	# of Violators	% Speeding	Vehicle Count	# of Violators	% Speeding
09/21/2023	232	3	1.29%	469	4	0.85%	114	1	0.88%





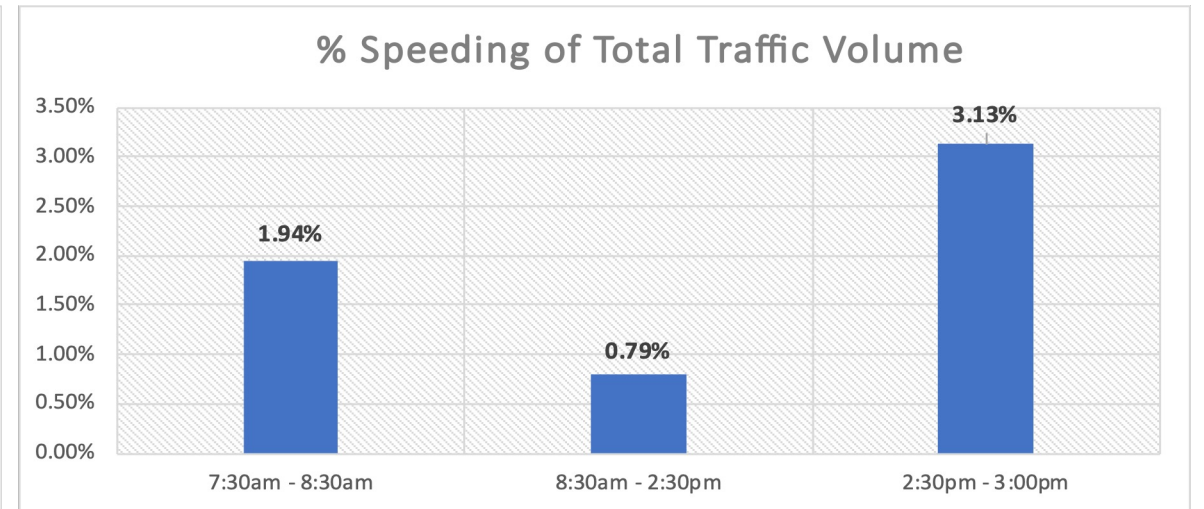
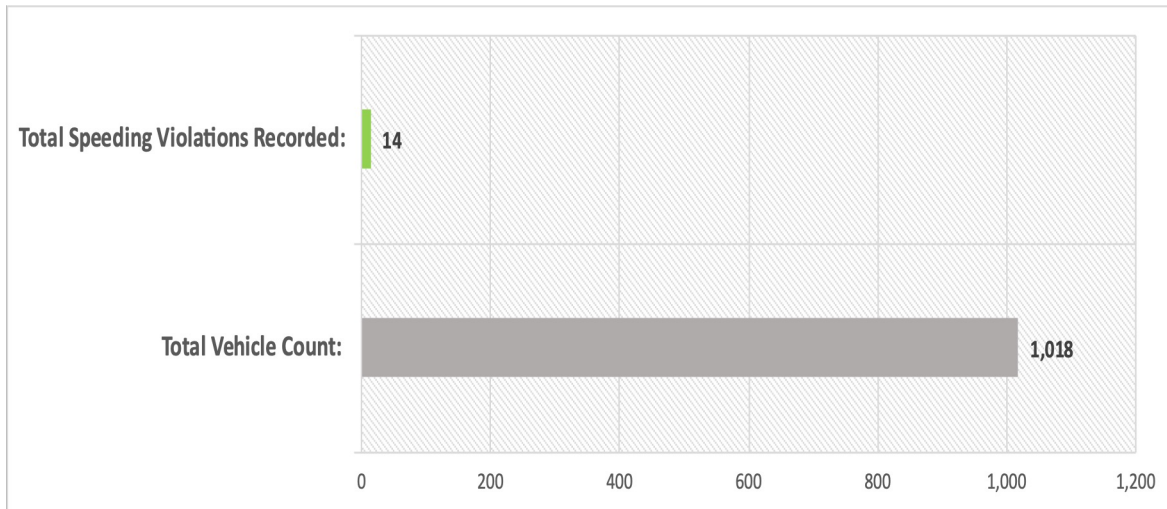
RedSpeed Florida, LLC (RedSpeed) conducted speed studies at **Coconut Creek Elementary** on **NW 43rd Ave. NB and SB** during the periods and times listed below.

This report was completed given the speed and time limit parameters of:

- School Zone Speed Limit: **15 MPH**
- Regular Zone Speed Limit: **25 MPH**

Speeding is defined as any recorded speed of more than 10 MPH over the posted speed limit.

Date	7:30 AM – 8:30 AM			8:30 AM – 2:30 PM			2:30 PM – 3:00PM		
	Vehicle Count	# of Violators	% Speeding	Vehicle Count	# of Violators	% Speeding	Vehicle Count	# of Violators	% Speeding
09/21/2023	258	5	1.94%	632	5	0.79%	128	4	3.13%



School Zone Speed Study





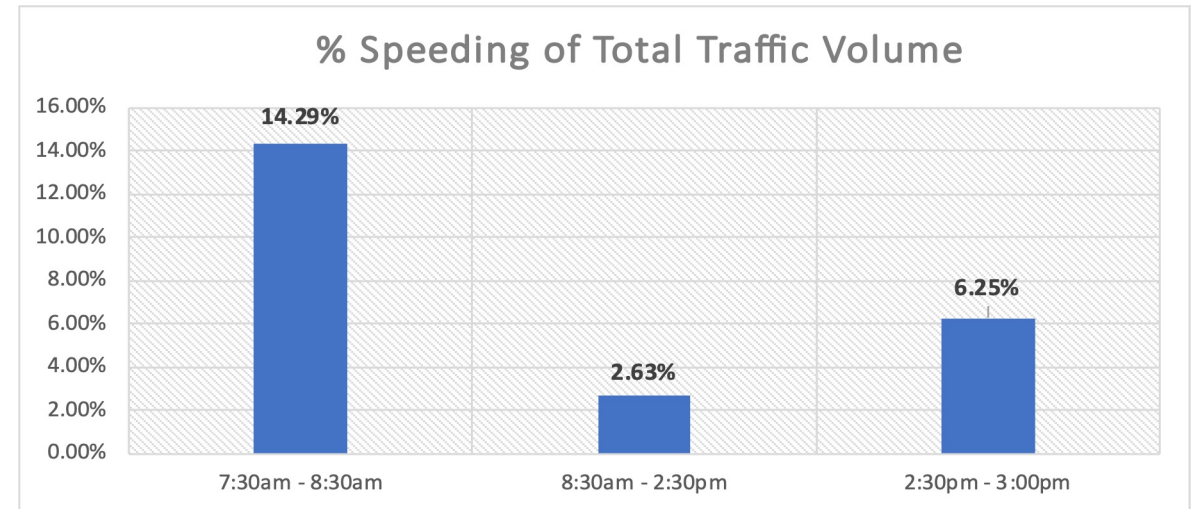
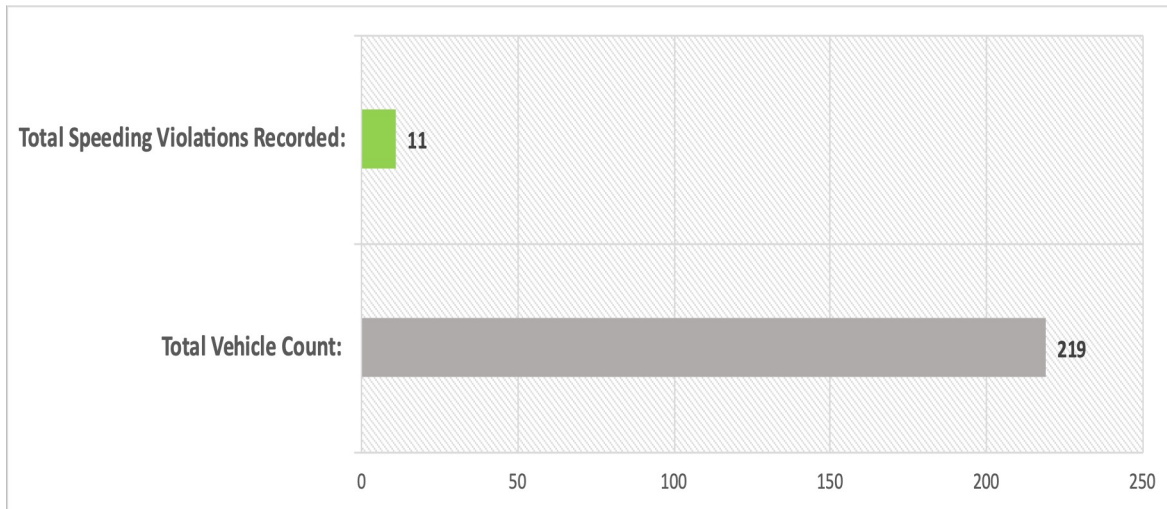
RedSpeed Florida, LLC (RedSpeed) conducted speed studies at **Coconut Creek Elementary** on **NW 45th Ave. NB** during the periods and times listed below.

This report was completed given the speed and time limit parameters of:

- ☐ School Zone Speed Limit: **15 MPH**
- ☐ Regular Zone Speed Limit: **25 MPH**

Speeding is defined as any recorded speed of more than 10 MPH over the posted speed limit.

Date	7:30 AM – 8:30 AM			8:30 AM – 2:30 PM			2:30 PM – 3:00PM		
	Vehicle Count	# of Violators	% Speeding	Vehicle Count	# of Violators	% Speeding	Vehicle Count	# of Violators	% Speeding
09/21/2023	35	5	14.29%	152	4	2.63%	32	2	6.25%





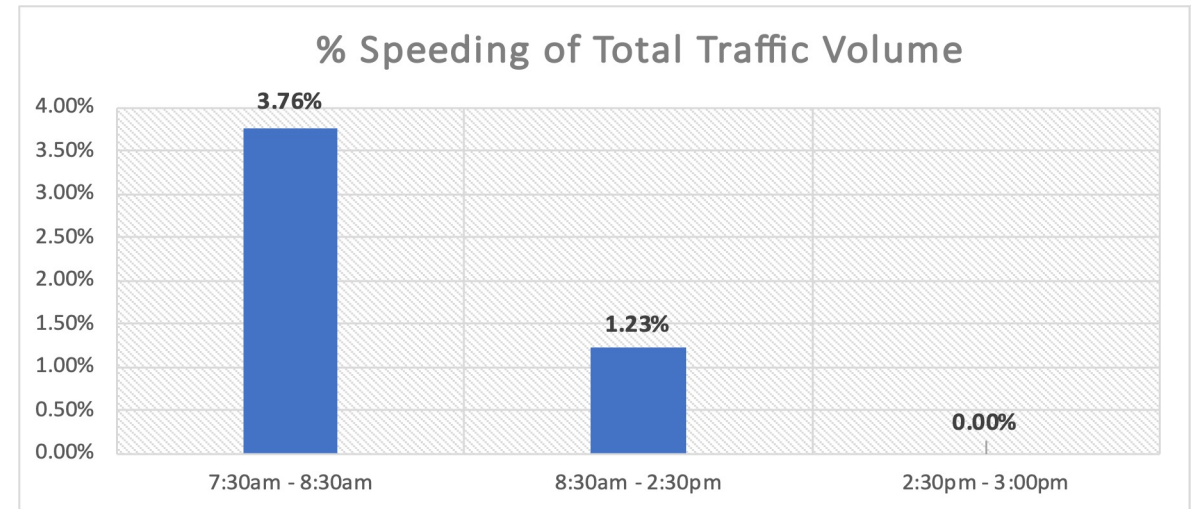
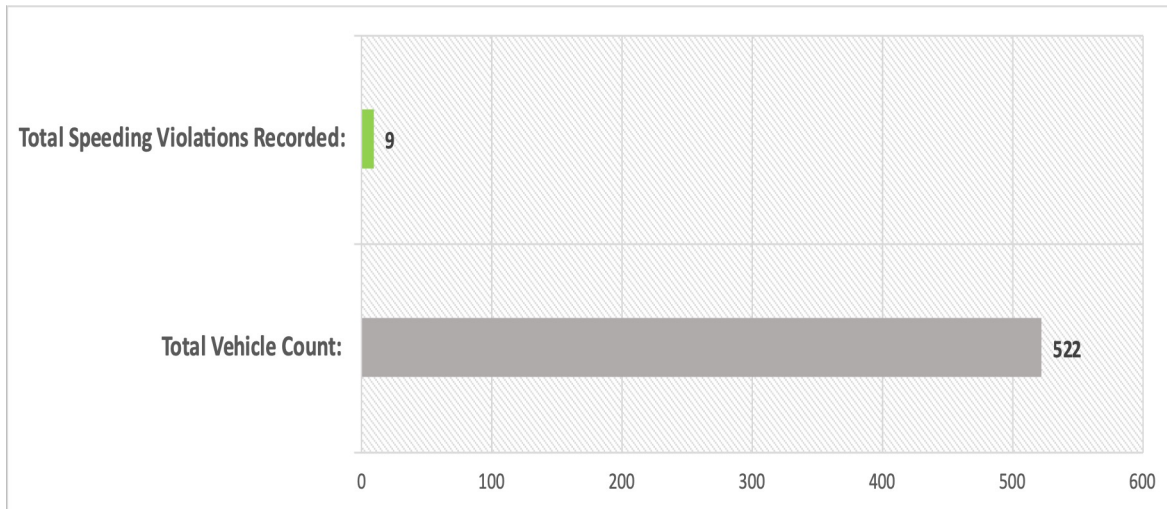
RedSpeed Florida, LLC (RedSpeed) conducted speed studies at **Coconut Creek Elementary** on **NW 45th Ave. SB** during the periods and times listed below.

This report was completed given the speed and time limit parameters of:

- ☐ School Zone Speed Limit: **15 MPH**
- ☐ Regular Zone Speed Limit: **25 MPH**

Speeding is defined as any recorded speed of more than 10 MPH over the posted speed limit.

Date	7:30 AM – 8:30 AM			8:30 AM – 2:30 PM			2:30 PM – 3:00PM		
	Vehicle Count	# of Violators	% Speeding	Vehicle Count	# of Violators	% Speeding	Vehicle Count	# of Violators	% Speeding
09/21/2023	133	5	3.76%	325	4	1.23%	64	0	0%





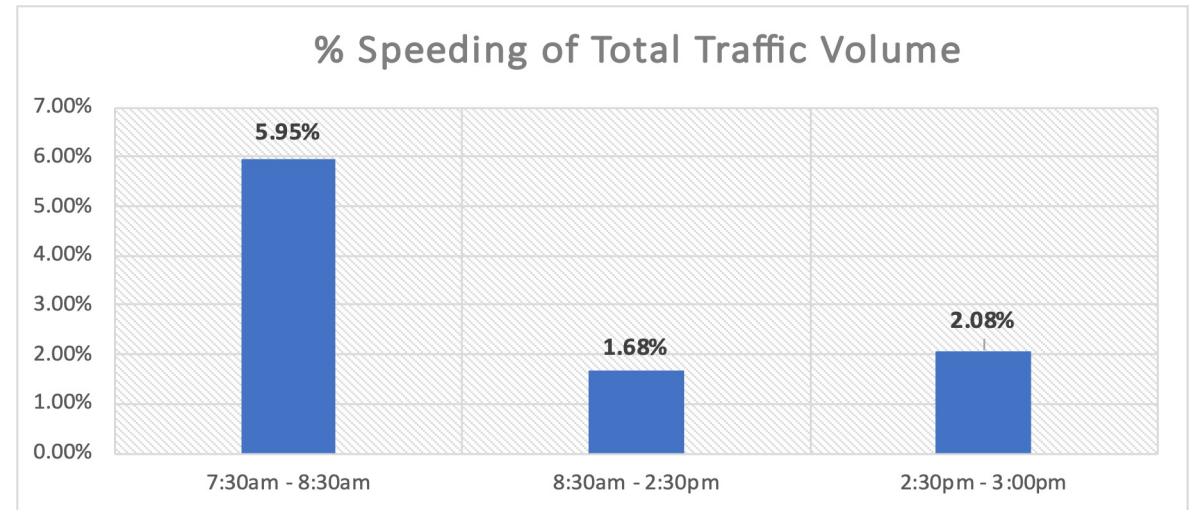
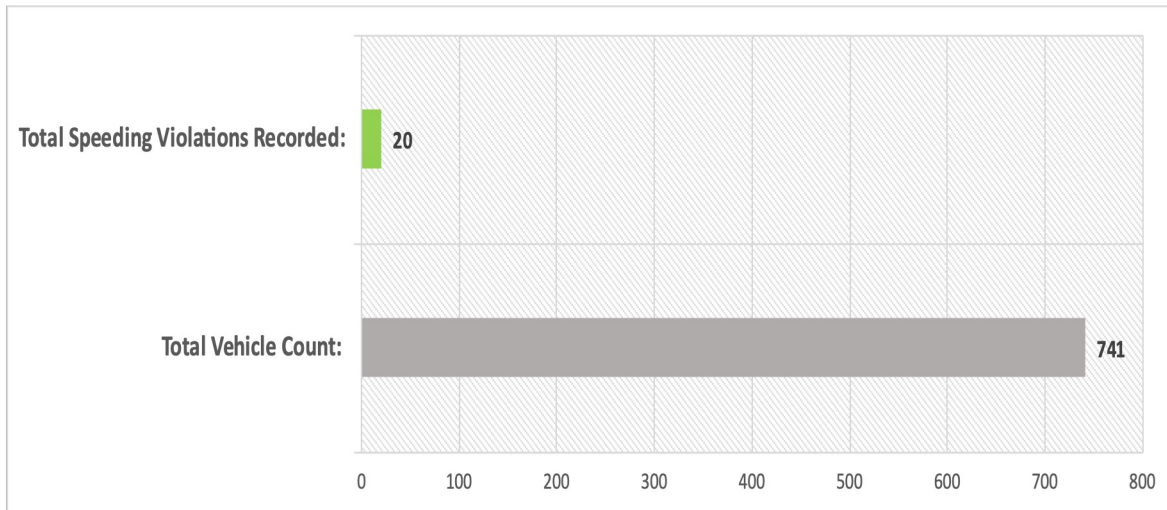
RedSpeed Florida, LLC (RedSpeed) conducted speed studies at **Coconut Creek Elementary** on **NW 45th Ave. NB and SB** during the periods and times listed below.

This report was completed given the speed and time limit parameters of:

- ☐ School Zone Speed Limit: **15 MPH**
- ☐ Regular Zone Speed Limit: **25 MPH**

Speeding is defined as any recorded speed of more than 10 MPH over the posted speed limit.

Date	7:30 AM – 8:30 AM			8:30 AM – 2:30 PM			2:30 PM – 3:00PM		
	Vehicle Count	# of Violators	% Speeding	Vehicle Count	# of Violators	% Speeding	Vehicle Count	# of Violators	% Speeding
09/21/2023	168	10	5.95%	477	8	1.68%	96	2	2.08%



School Zone Speed Study





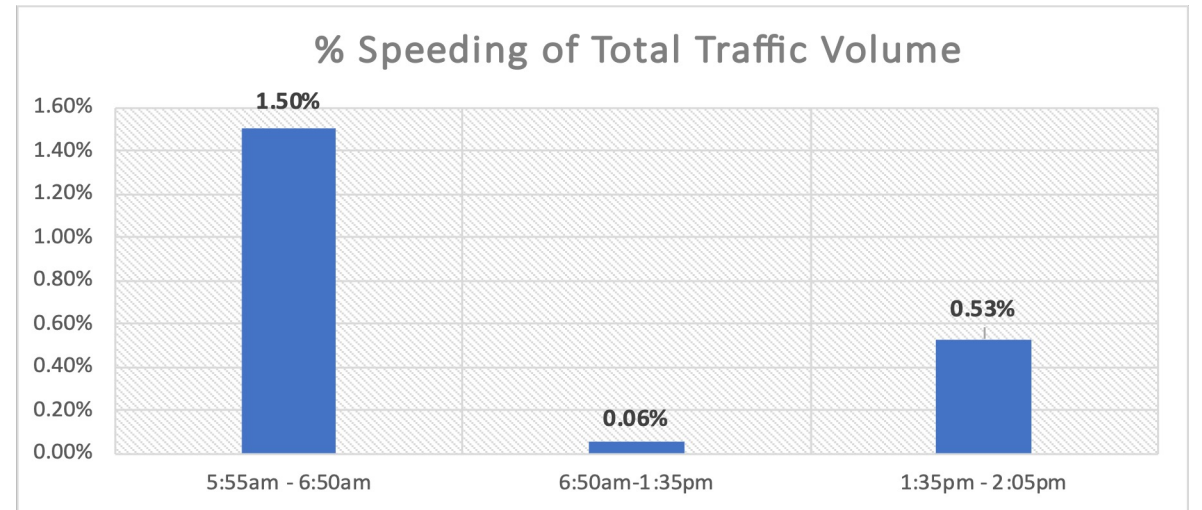
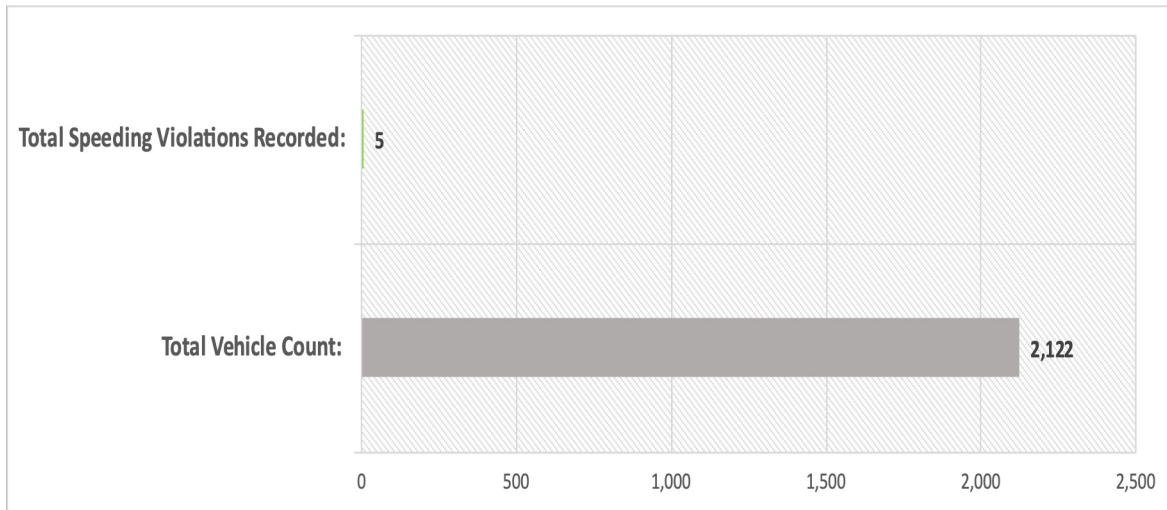
RedSpeed Florida, LLC (RedSpeed) conducted speed studies at **Coconut Creek High School** on **Coconut Creek Pkwy EB** during the periods and times listed below.

This report was completed given the speed and time limit parameters of:

- ☐ School Zone Speed Limit: **15 MPH**
- ☐ Regular Zone Speed Limit: **35 MPH**

Speeding is defined as any recorded speed of more than 10 MPH over the posted speed limit.

Date	5:55 AM – 6:50AM			6:50 AM – 1:35 PM			1:35 PM – 2:05 PM		
	Vehicle Count	# of Violators	% Speeding	Vehicle Count	# of Violators	% Speeding	Vehicle Count	# of Violators	% Speeding
10/04/2023	200	3	1.50%	1,732	1	0.06%	190	1	0.53%





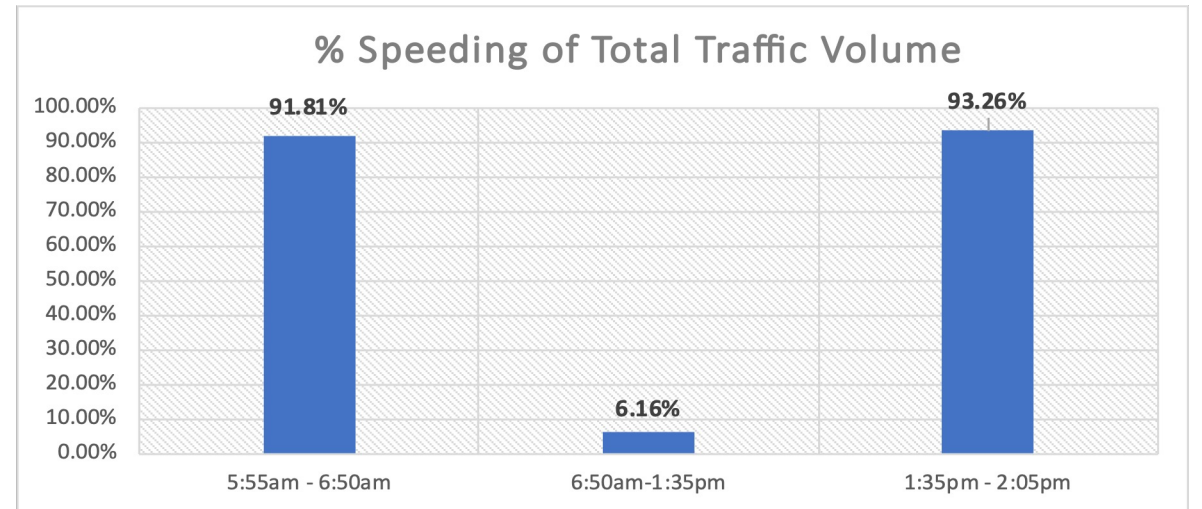
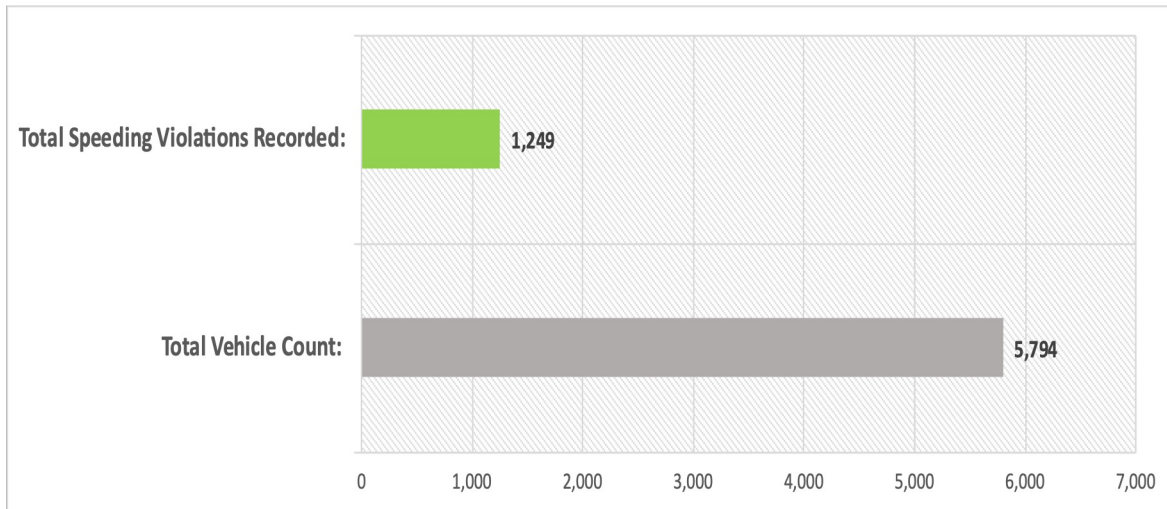
RedSpeed Florida, LLC (RedSpeed) conducted speed studies at **Coconut Creek High School** on **Coconut Creek Pkwy WB** during the periods and times listed below.

This report was completed given the speed and time limit parameters of:

- ☐ School Zone Speed Limit: **15 MPH**
- ☐ Regular Zone Speed Limit: **35 MPH**

Speeding is defined as any recorded speed of more than 10 MPH over the posted speed limit.

Date	5:55 AM – 6:50AM			6:50 AM – 1:35 PM			1:35 PM – 2:05 PM		
	Vehicle Count	# of Violators	% Speeding	Vehicle Count	# of Violators	% Speeding	Vehicle Count	# of Violators	% Speeding
10/04/2023	574	527	91.81%	4,760	293	6.16%	460	429	93.26%





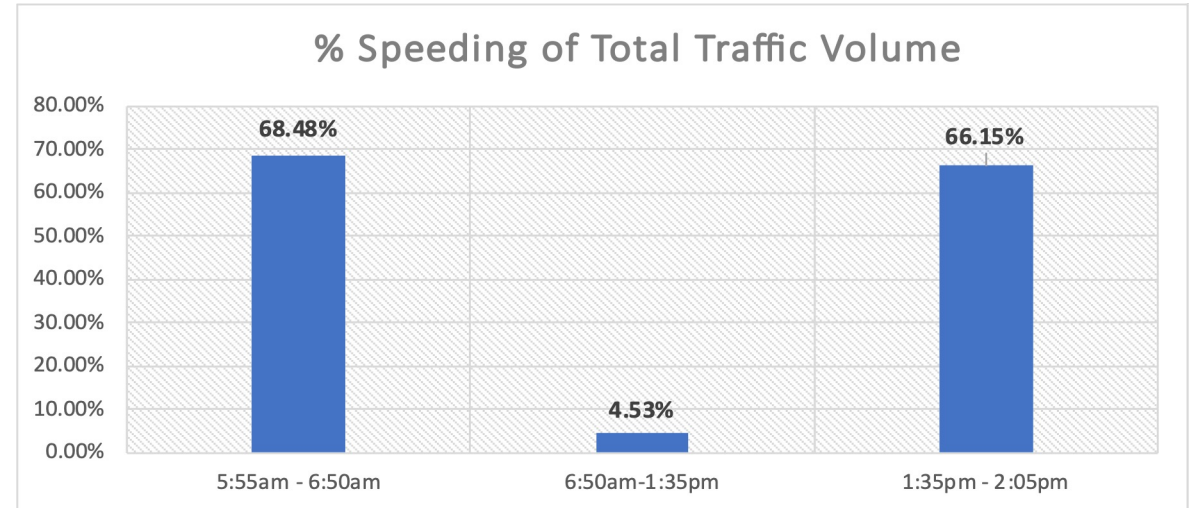
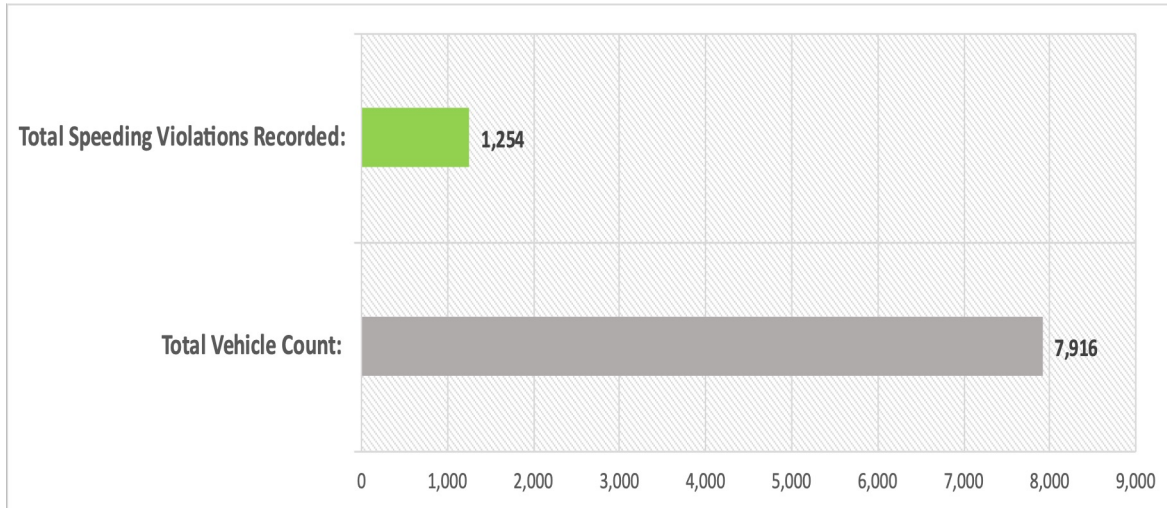
RedSpeed Florida, LLC (RedSpeed) conducted speed studies at **Coconut Creek High School** on **Coconut Creek Pkwy EB and WB** during the periods and times listed below.

This report was completed given the speed and time limit parameters of:

- ☐ School Zone Speed Limit: **15 MPH**
- ☐ Regular Zone Speed Limit: **35 MPH**

Speeding is defined as any recorded speed of more than 10 MPH over the posted speed limit.

Date	5:55 AM – 6:50AM			6:50 AM – 1:35 PM			1:35 PM – 2:05 PM		
	Vehicle Count	# of Violators	% Speeding	Vehicle Count	# of Violators	% Speeding	Vehicle Count	# of Violators	% Speeding
10/04/2023	774	530	68.48%	6,492	294	4.53%	650	430	66.15%



School Zone Speed Study





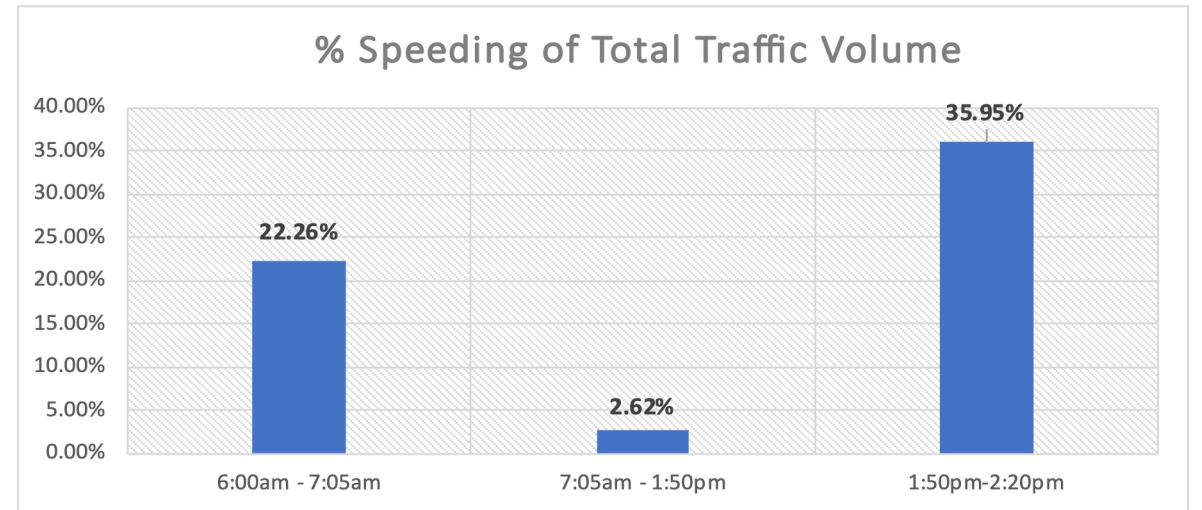
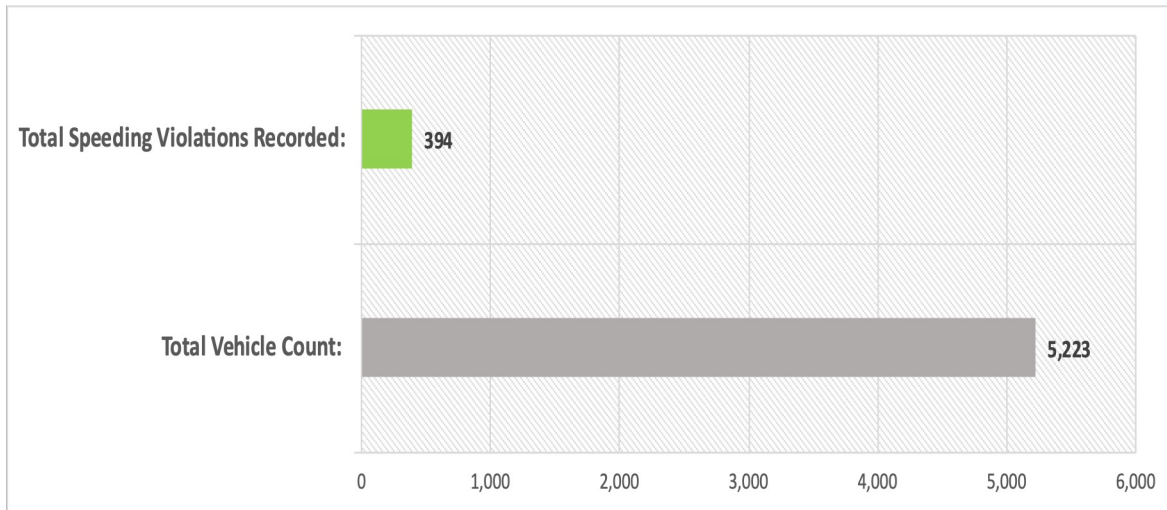
RedSpeed Florida, LLC (RedSpeed) conducted speed studies at **Dave Thomas Education Center** on **Coconut Creek Pkwy EB** during the periods and times listed below.

This report was completed given the speed and time limit parameters of:

- ☐ School Zone Speed Limit: **15 MPH**
- ☐ Regular Zone Speed Limit: **35 MPH**

Speeding is defined as any recorded speed of more than 10 MPH over the posted speed limit.

Date	6:00 AM – 7:05 AM			7:05 AM – 1:50 PM			1:50 PM – 2:20 PM		
	Vehicle Count	# of Violators	% Speeding	Vehicle Count	# of Violators	% Speeding	Vehicle Count	# of Violators	% Speeding
10/04/2023	337	75	22.26%	4,313	113	2.62%	573	206	35.95%





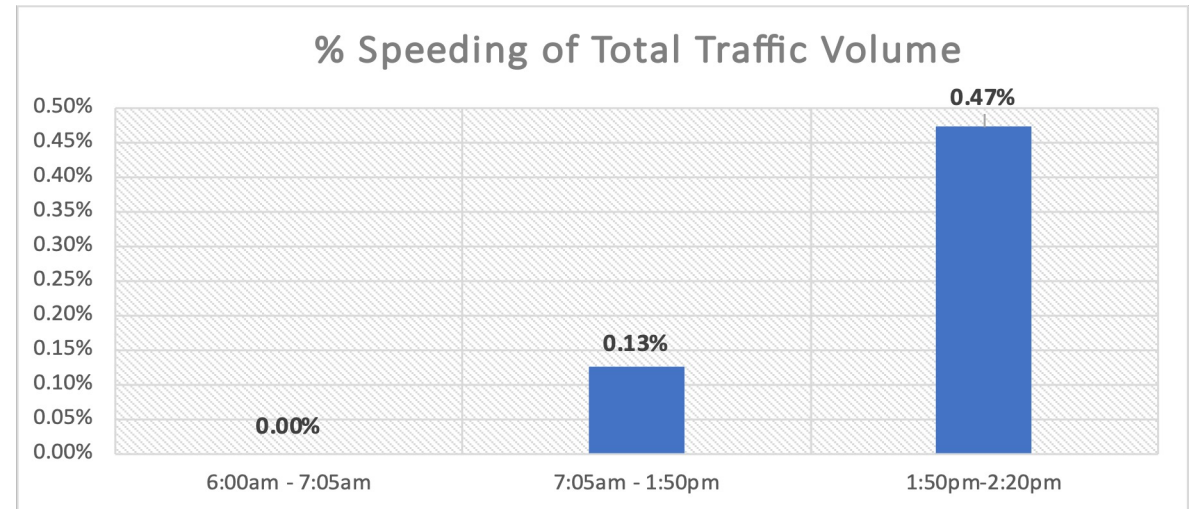
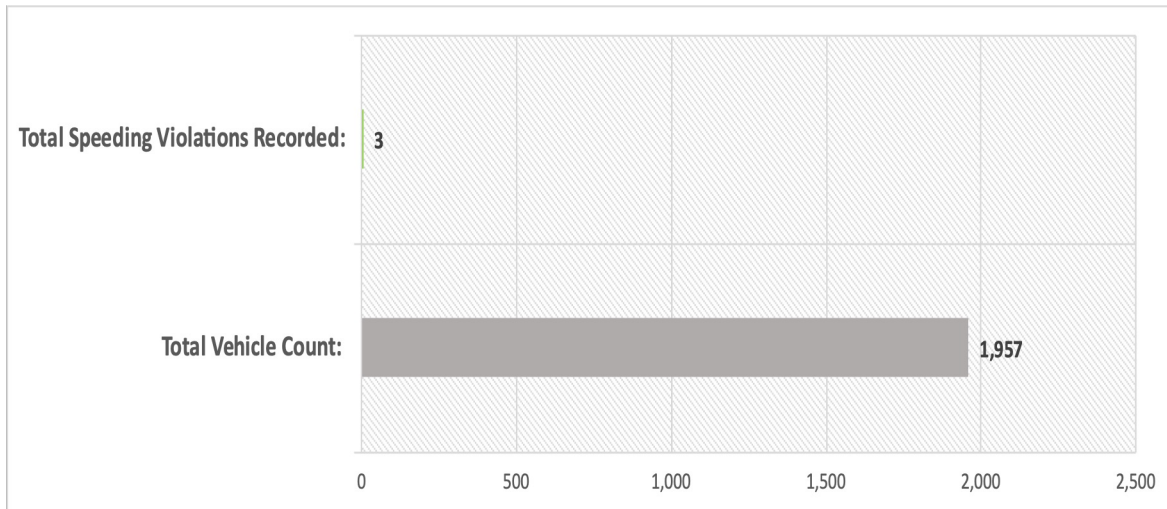
RedSpeed Florida, LLC (RedSpeed) conducted speed studies at **Dave Thomas Education Center** on **Coconut Creek Pkwy WB** during the periods and times listed below.

This report was completed given the speed and time limit parameters of:

- ☐ School Zone Speed Limit: **15 MPH**
- ☐ Regular Zone Speed Limit: **35 MPH**

Speeding is defined as any recorded speed of more than 10 MPH over the posted speed limit.

Date	6:00 AM – 7:05 AM			7:05 AM – 1:50 PM			1:50 PM – 2:20 PM		
	Vehicle Count	# of Violators	% Speeding	Vehicle Count	# of Violators	% Speeding	Vehicle Count	# of Violators	% Speeding
10/04/2023	160	0	0%	1,585	2	0.13%	212	1	0.47%





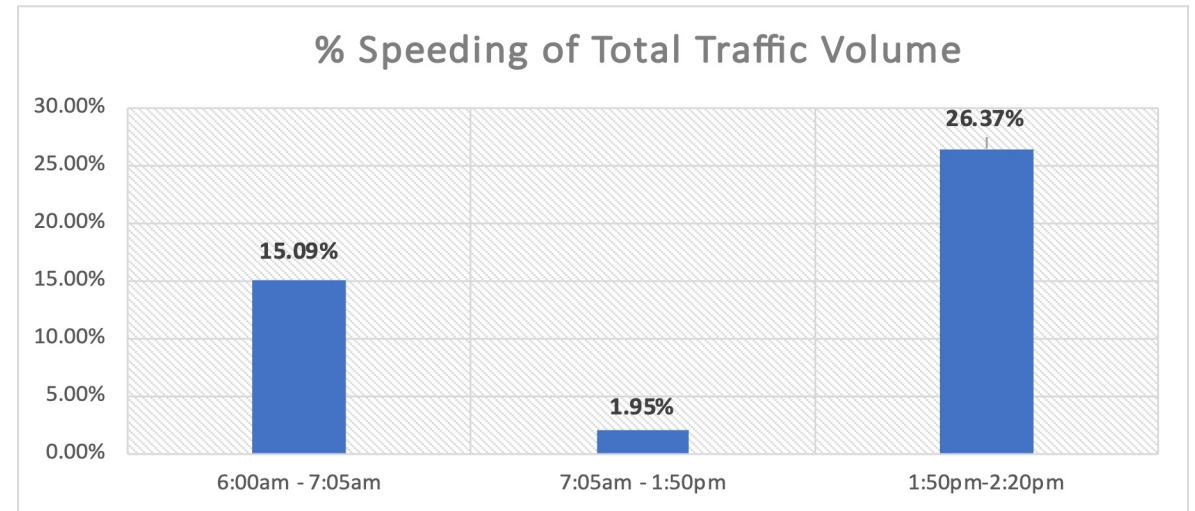
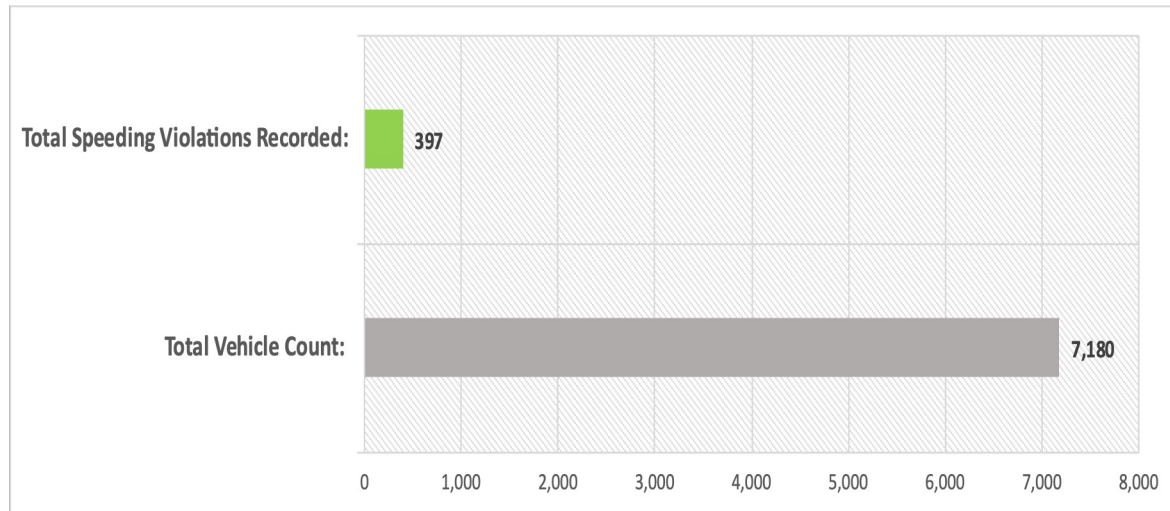
RedSpeed Florida, LLC (RedSpeed) conducted speed studies at **Dave Thomas Education Center** on **Coconut Creek Pkwy EB and WB** during the periods and times listed below.

This report was completed given the speed and time limit parameters of:

- School Zone Speed Limit: **15 MPH**
- Regular Zone Speed Limit: **35 MPH**

Speeding is defined as any recorded speed of more than 10 MPH over the posted speed limit.

Date	6:00 AM – 7:05 AM			7:05 AM – 1:50 PM			1:50 PM – 2:20 PM		
	Vehicle Count	# of Violators	% Speeding	Vehicle Count	# of Violators	% Speeding	Vehicle Count	# of Violators	% Speeding
10/04/2023	497	75	15.09%	5,898	115	1.95%	785	207	26.37%



School Zone Speed Study





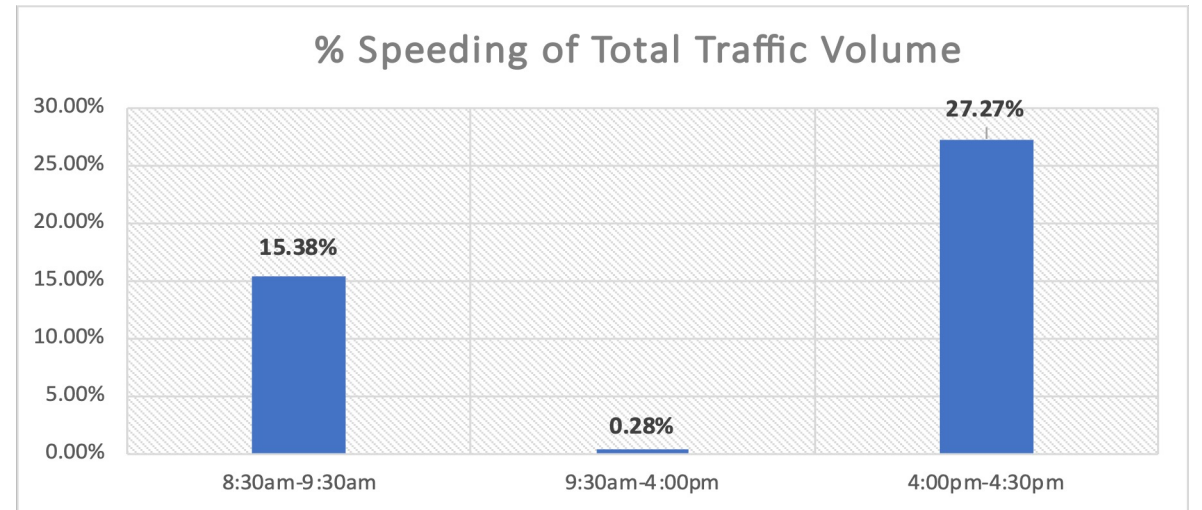
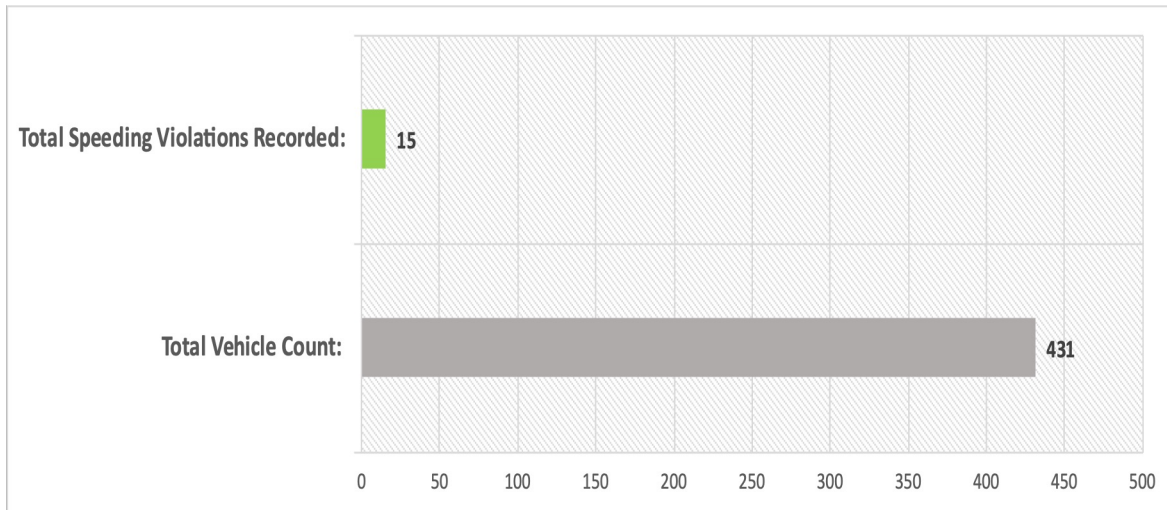
RedSpeed Florida, LLC (RedSpeed) conducted speed studies at **Lyons Creek Middle School** on **Sol Press Blvd EB** during the periods and times listed below.

This report was completed given the speed and time limit parameters of:

- ☐ School Zone Speed Limit: **15 MPH**
- ☐ Regular Zone Speed Limit: **30 MPH**

Speeding is defined as any recorded speed of more than 10 MPH over the posted speed limit.

Date	8:30 AM – 9:30 AM			9:30 AM – 4:00 PM			4:00 PM – 4:30 PM		
	Vehicle Count	# of Violators	% Speeding	Vehicle Count	# of Violators	% Speeding	Vehicle Count	# of Violators	% Speeding
09/27/2023	52	8	15.38%	357	1	0.28%	22	6	27.27%





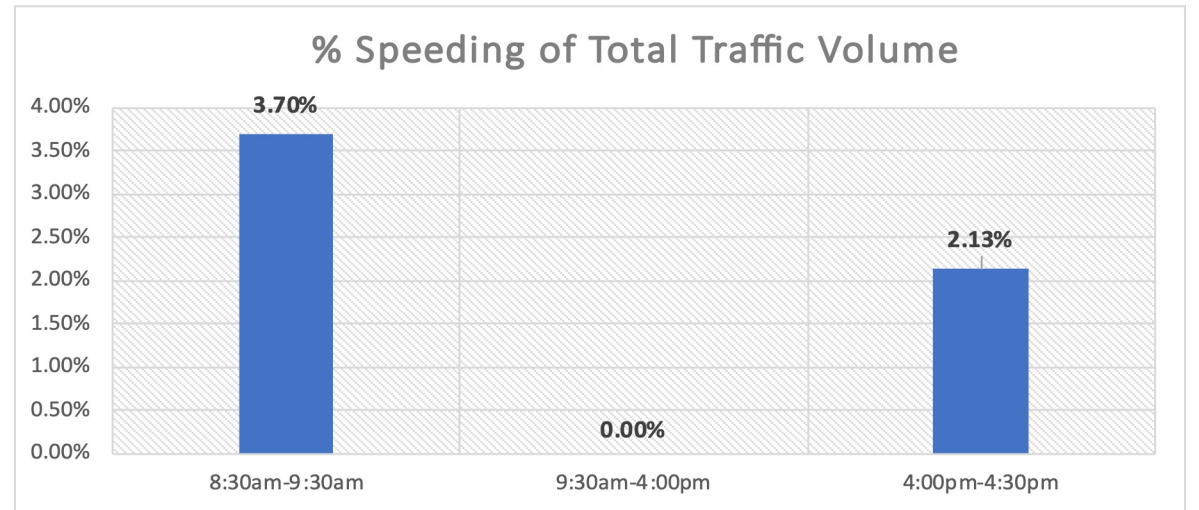
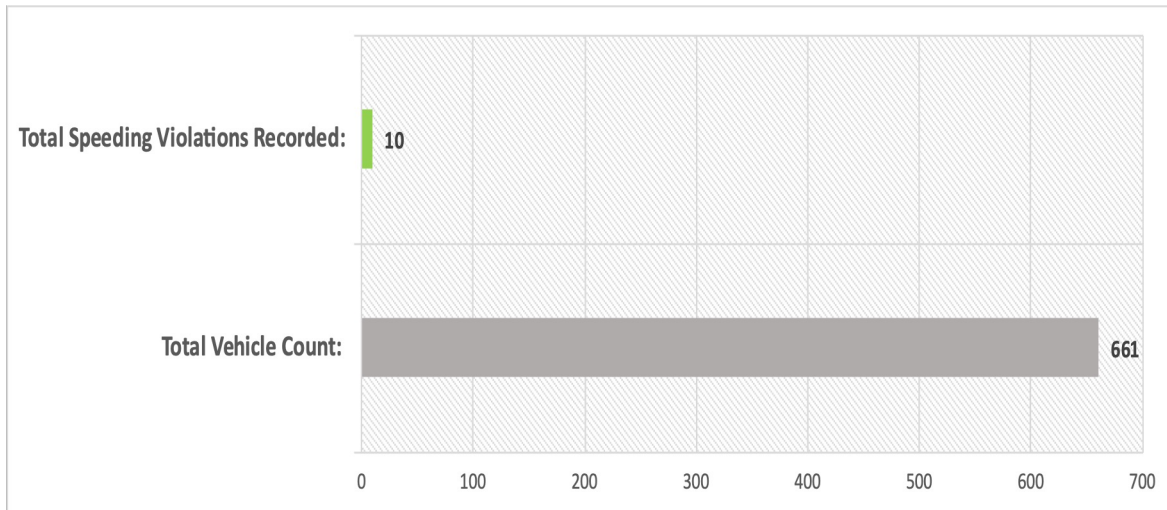
RedSpeed Florida, LLC (RedSpeed) conducted speed studies at **Lyons Creek Middle School** on **Sol Press Blvd WB** during the periods and times listed below.

This report was completed given the speed and time limit parameters of:

- ☐ School Zone Speed Limit: **15 MPH**
- ☐ Regular Zone Speed Limit: **30 MPH**

Speeding is defined as any recorded speed of more than 10 MPH over the posted speed limit.

Date	8:30 AM – 9:30 AM			9:30 AM – 4:00 PM			4:00 PM – 4:30 PM		
	Vehicle Count	# of Violators	% Speeding	Vehicle Count	# of Violators	% Speeding	Vehicle Count	# of Violators	% Speeding
09/27/2023	216	8	3.70%	351	0	0%	94	2	2.13%





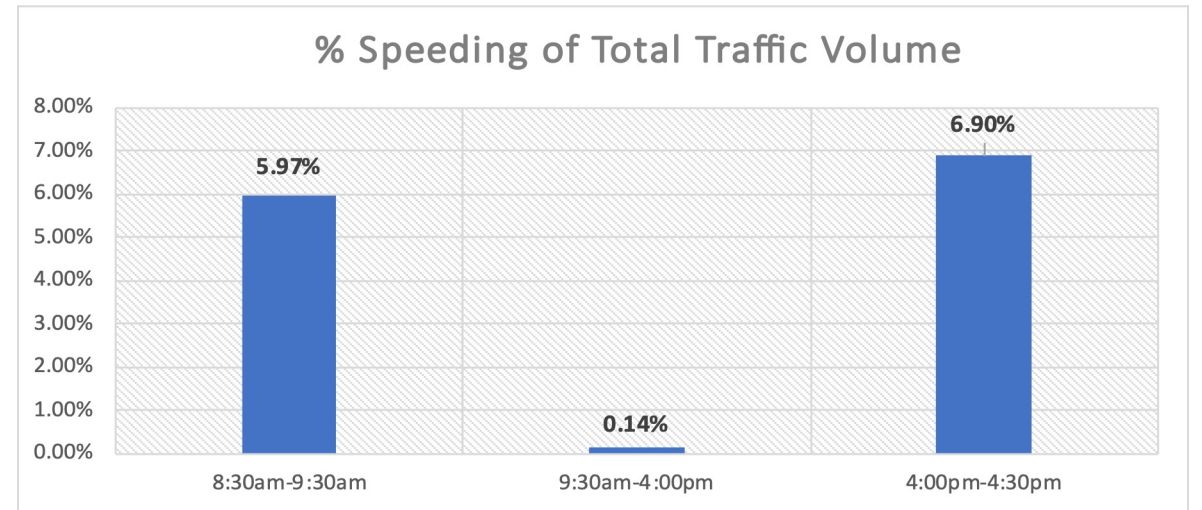
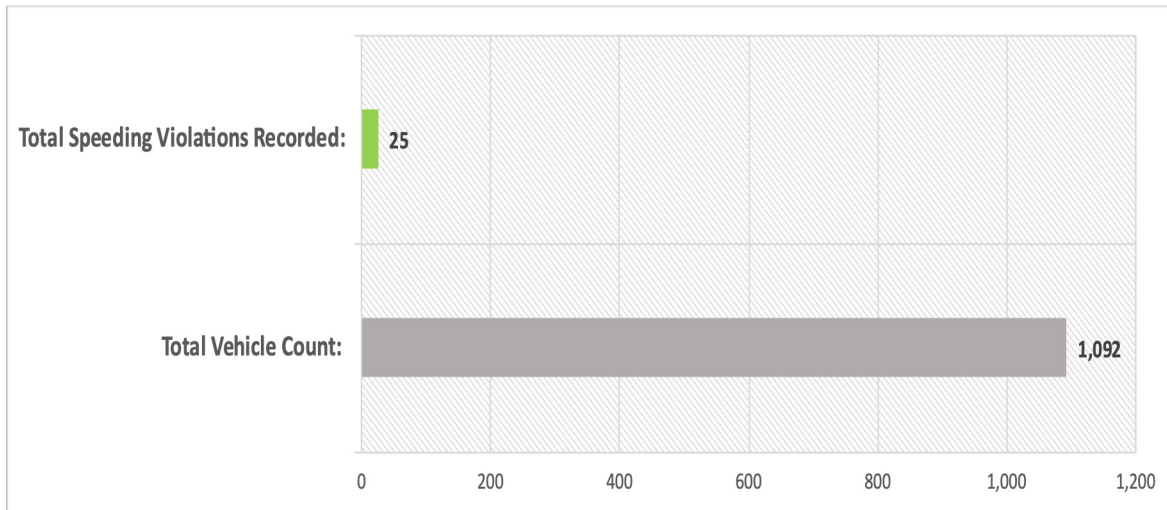
RedSpeed Florida, LLC (RedSpeed) conducted speed studies at **Lyons Creek Middle School** on **Sol Press Blvd EB and WB** during the periods and times listed below.

This report was completed given the speed and time limit parameters of:

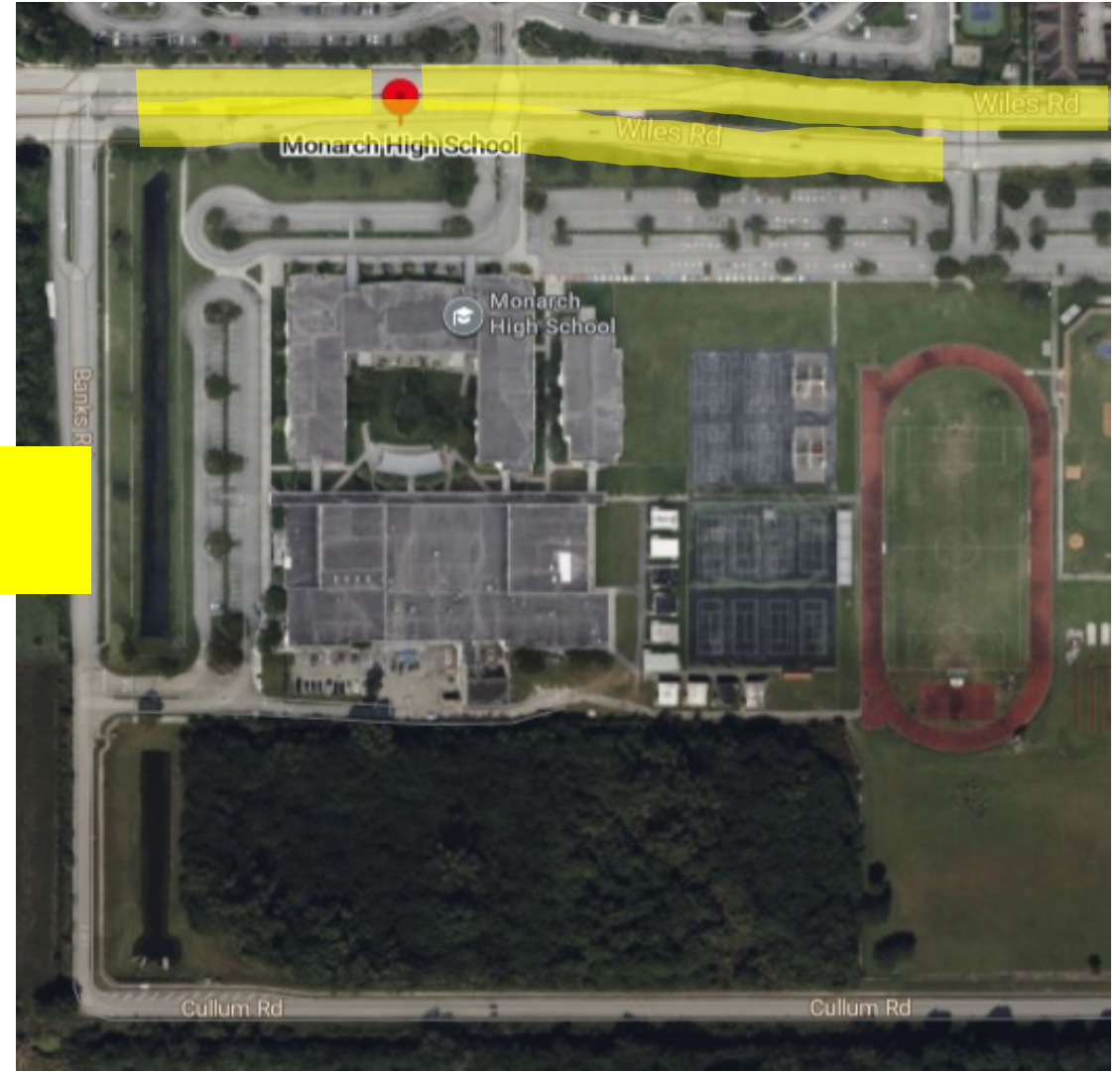
- ☐ School Zone Speed Limit: **15 MPH**
- ☐ Regular Zone Speed Limit: **30 MPH**

Speeding is defined as any recorded speed of more than 10 MPH over the posted speed limit.

Date	8:30 AM – 9:30 AM			9:30 AM – 4:00 PM			4:00 PM – 4:30 PM		
	Vehicle Count	# of Violators	% Speeding	Vehicle Count	# of Violators	% Speeding	Vehicle Count	# of Violators	% Speeding
09/27/2023	268	16	5.97%	708	1	0.14%	116	8	6.90%



School Zone Speed Study





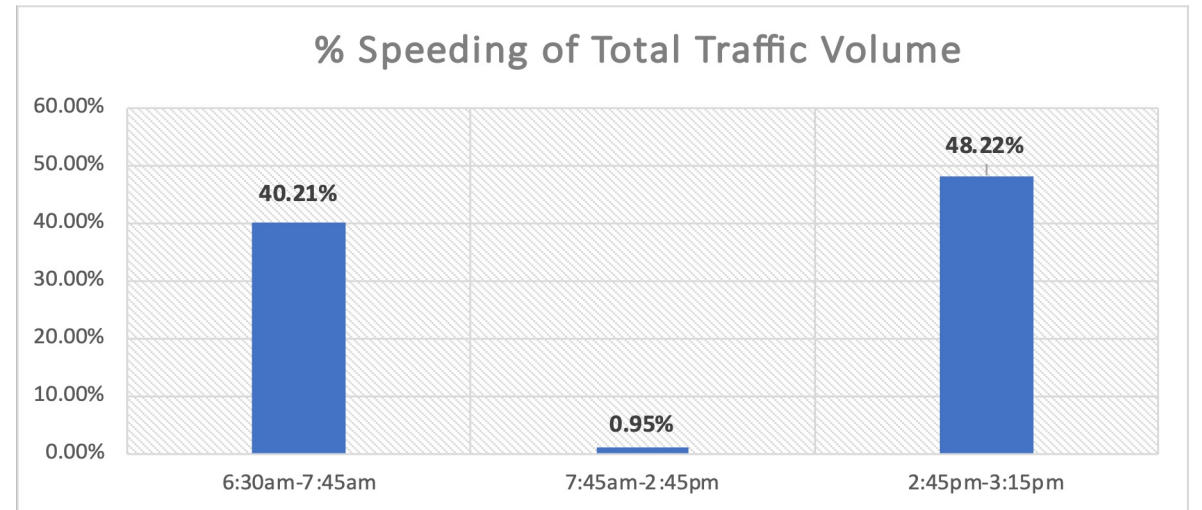
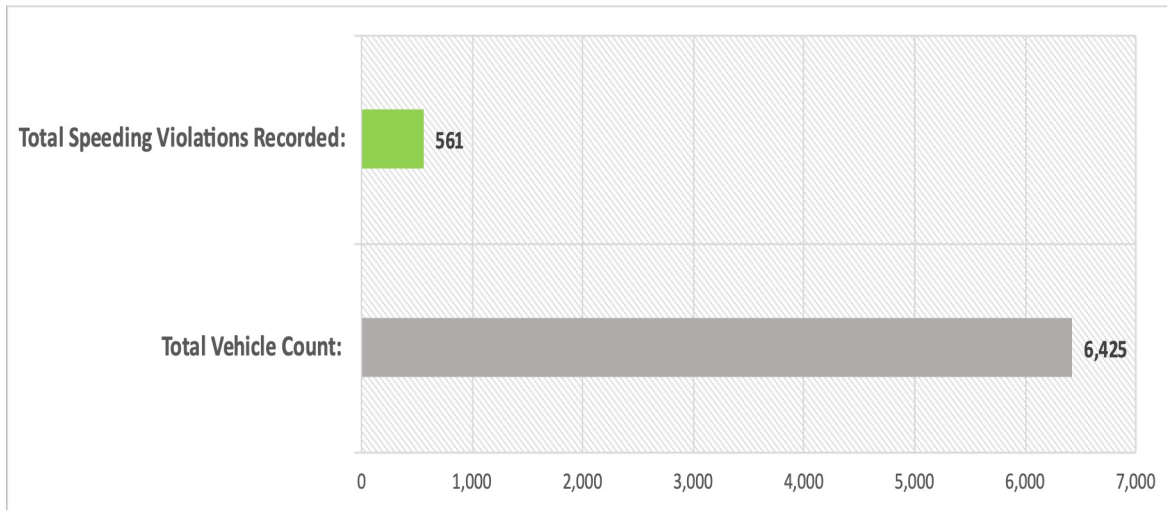
RedSpeed Florida, LLC (RedSpeed) conducted speed studies at **Monarch High School** on **Wiles Rd. EB** during the periods and times listed below.

This report was completed given the speed and time limit parameters of:

- ☐ School Zone Speed Limit: **15 MPH**
- ☐ Regular Zone Speed Limit: **45 MPH**

Speeding is defined as any recorded speed of more than 10 MPH over the posted speed limit.

	6:30 AM – 7:45 AM			7:45 AM – 2:45 PM			2:45 PM – 3:15 PM		
Date	Vehicle Count	# of Violators	% Speeding	Vehicle Count	# of Violators	% Speeding	Vehicle Count	# of Violators	% Speeding
10/07/2023	664	267	40.21%	5,255	50	0.95%	506	244	48.22%





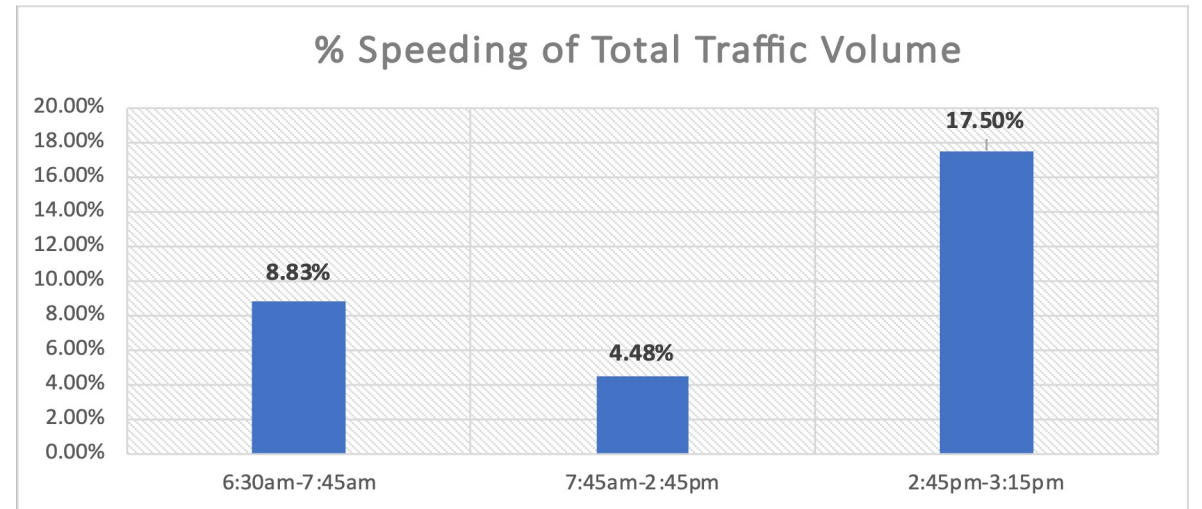
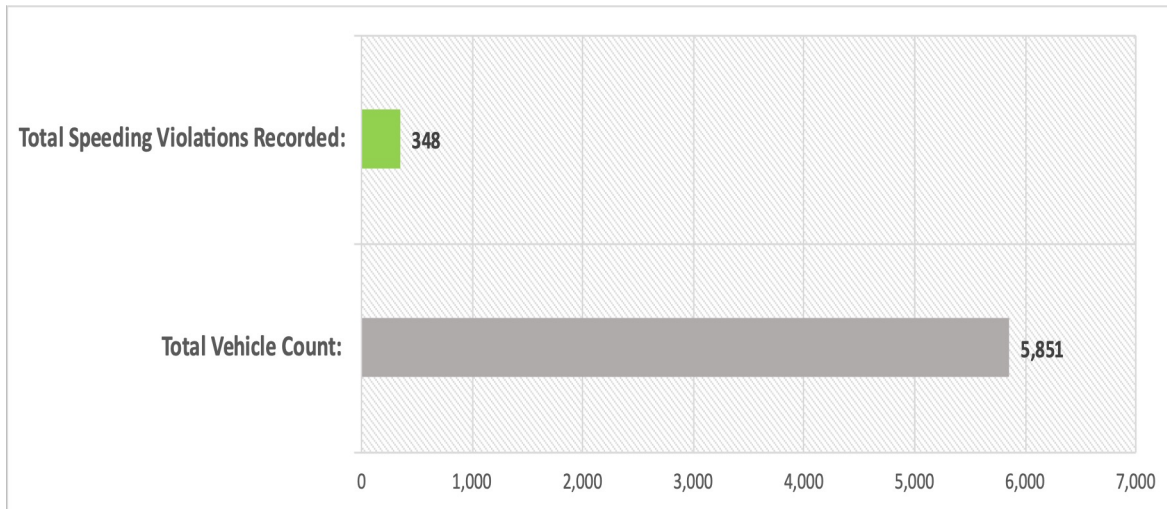
RedSpeed Florida, LLC (RedSpeed) conducted speed studies at **Monarch High School** on **Wiles Rd. WB** during the periods and times listed below.

This report was completed given the speed and time limit parameters of:

- ☐ School Zone Speed Limit: **15 MPH**
- ☐ Regular Zone Speed Limit: **45 MPH**

Speeding is defined as any recorded speed of more than 10 MPH over the posted speed limit.

Date	6:30 AM – 7:45 AM			7:45 AM – 2:45 PM			2:45 PM – 3:15 PM		
	Vehicle Count	# of Violators	% Speeding	Vehicle Count	# of Violators	% Speeding	Vehicle Count	# of Violators	% Speeding
10/07/2023	781	69	8.83%	4,670	209	4.48%	400	70	17.50%





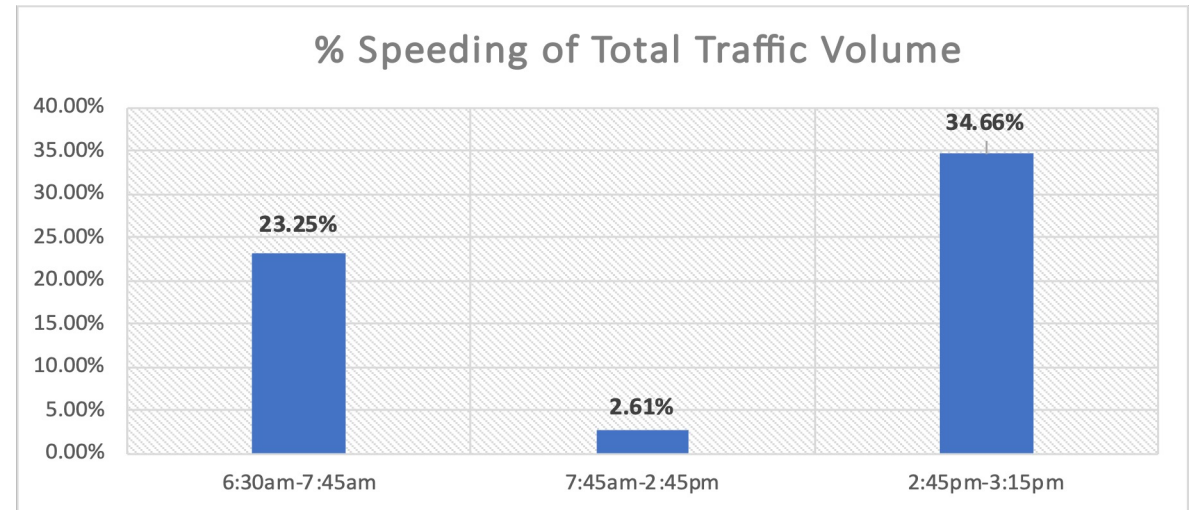
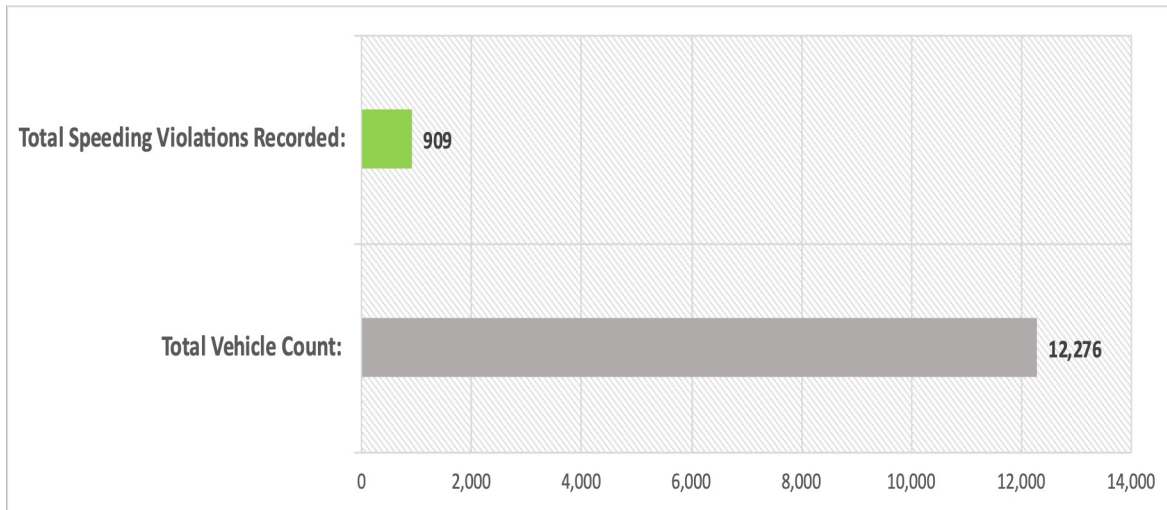
RedSpeed Florida, LLC (RedSpeed) conducted speed studies at **Monarch High School** on Wiles Rd. EB and WB during the periods and times listed below.

This report was completed given the speed and time limit parameters of:

- ☐ School Zone Speed Limit: **15 MPH**
- ☐ Regular Zone Speed Limit: **45 MPH**

Speeding is defined as any recorded speed of more than 10 MPH over the posted speed limit.

Date	6:30 AM – 7:45 AM			7:45 AM – 2:45 PM			2:45 PM – 3:15 PM		
	Vehicle Count	# of Violators	% Speeding	Vehicle Count	# of Violators	% Speeding	Vehicle Count	# of Violators	% Speeding
10/07/2023	1,445	336	23.25%	9,925	259	2.61%	906	314	34.66%



School Zone Speed Study





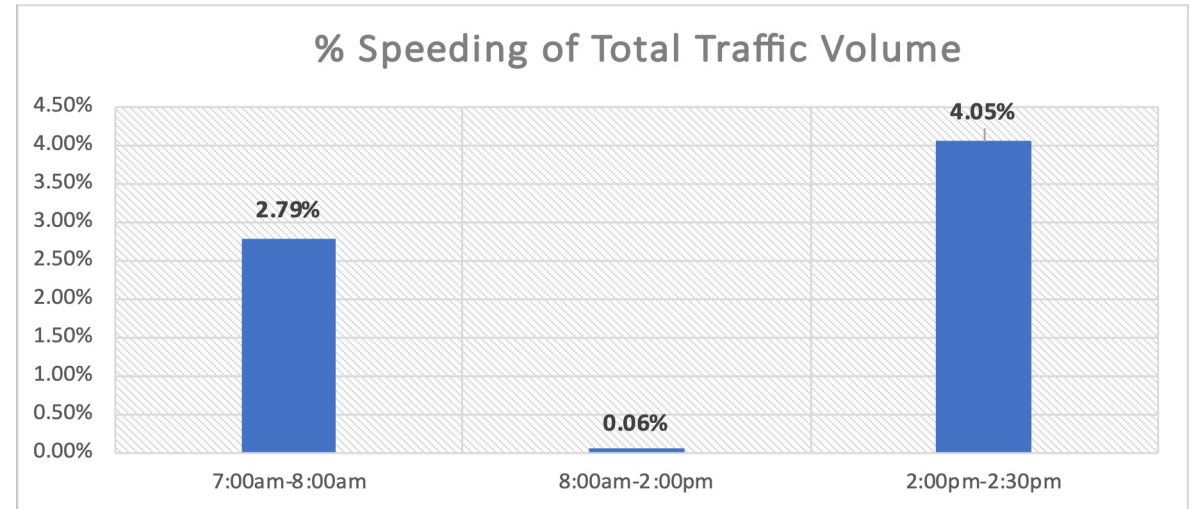
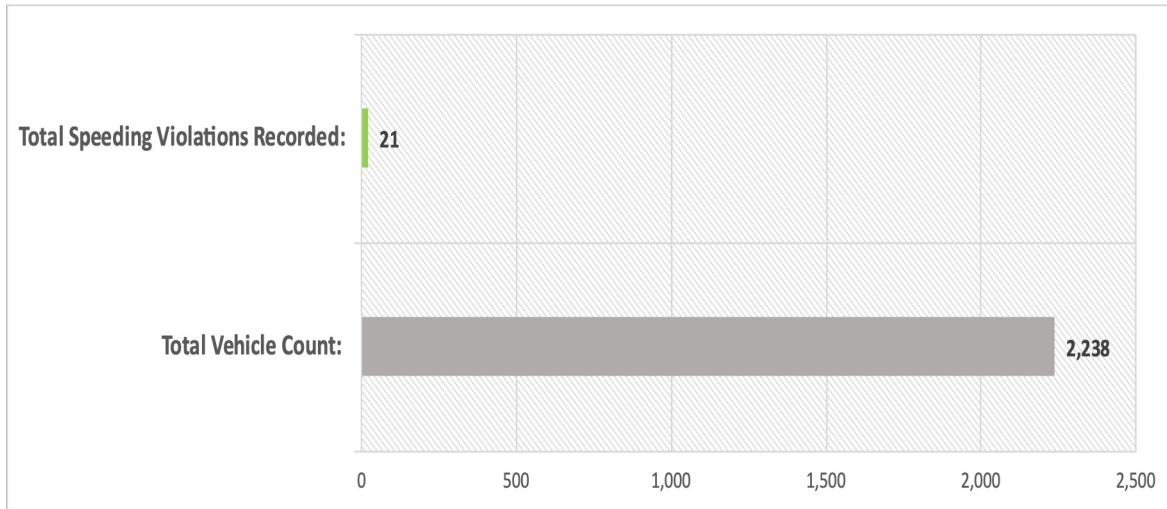
RedSpeed Florida, LLC (RedSpeed) conducted speed studies at **Tradewinds Elementary School** on **Johnson Rd. EB** during the periods and times listed below.

This report was completed given the speed and time limit parameters of:

- ☐ School Zone Speed Limit: **15 MPH**
- ☐ Regular Zone Speed Limit: **30 MPH**

Speeding is defined as any recorded speed of more than 10 MPH over the posted speed limit.

Date	7:00 AM – 8:00 AM			8:00 AM – 2:00 PM			2:00 PM – 2:30 PM		
	Vehicle Count	# of Violators	% Speeding	Vehicle Count	# of Violators	% Speeding	Vehicle Count	# of Violators	% Speeding
09/28/2023	466	13	2.79%	1,599	1	0.06%	173	7	4.05%





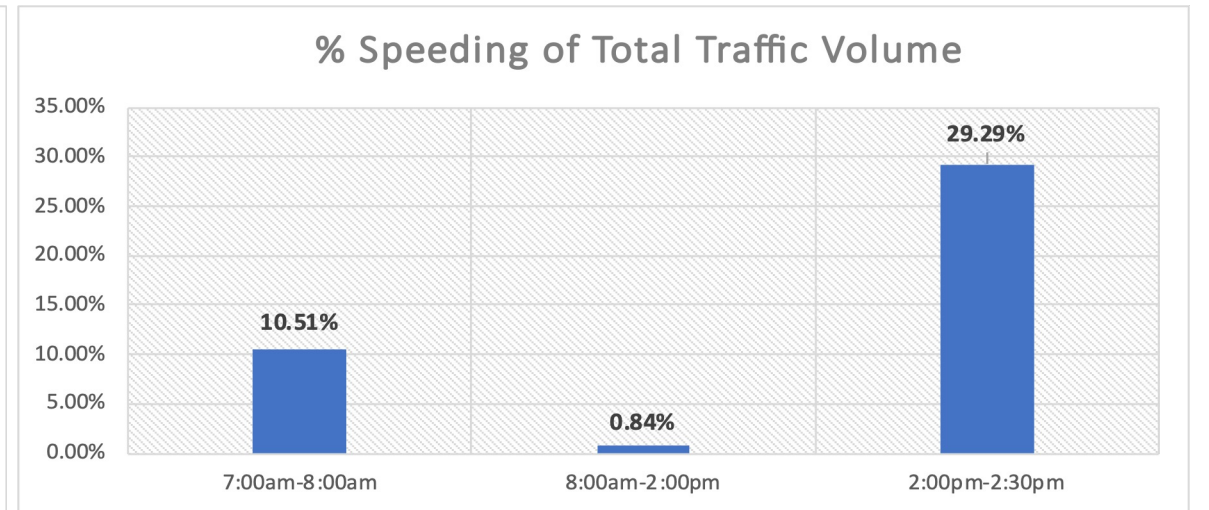
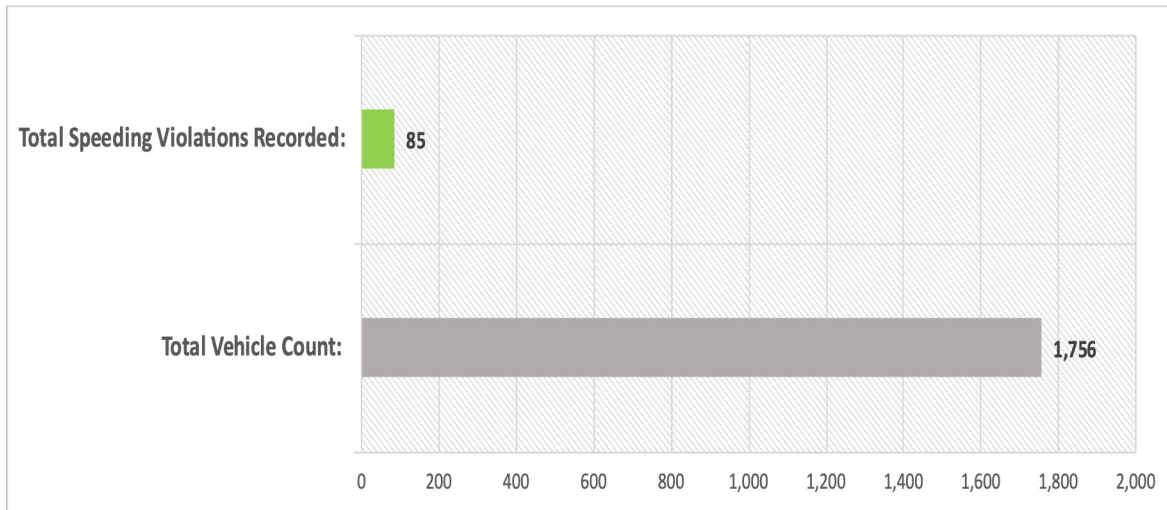
RedSpeed Florida, LLC (RedSpeed) conducted speed studies at **Tradewinds Elementary School** on **Johnson Rd. WB** during the periods and times listed below.

This report was completed given the speed and time limit parameters of:

- ☐ School Zone Speed Limit: **15 MPH**
- ☐ Regular Zone Speed Limit: **30 MPH**

Speeding is defined as any recorded speed of more than 10 MPH over the posted speed limit.

Date	7:00 AM – 8:00 AM			8:00 AM – 2:00 PM			2:00 PM – 2:30 PM		
	Vehicle Count	# of Violators	% Speeding	Vehicle Count	# of Violators	% Speeding	Vehicle Count	# of Violators	% Speeding
09/28/2023	314	33	10.51%	1,302	11	0.84%	140	41	29.29%





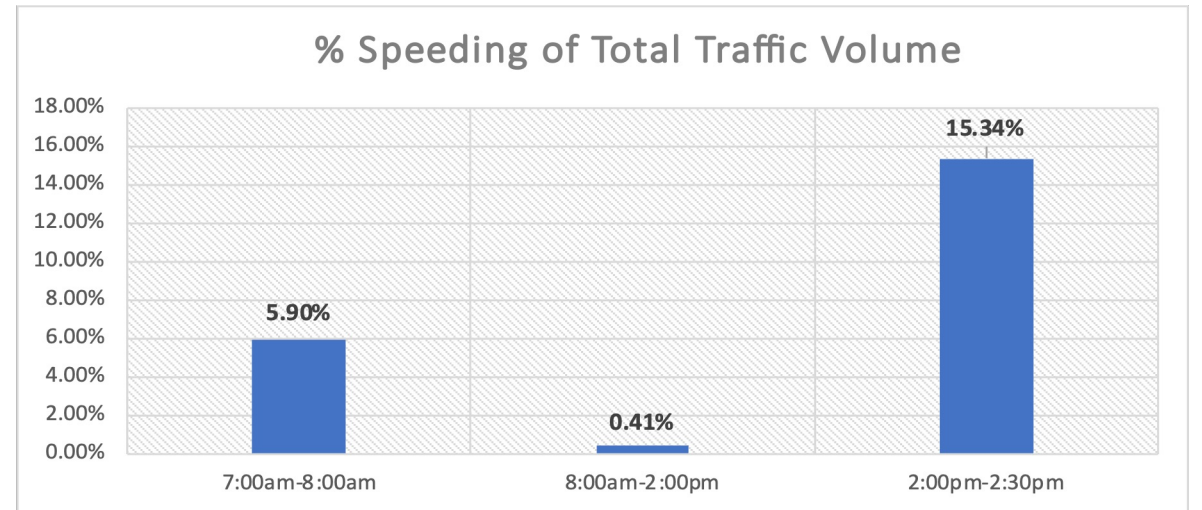
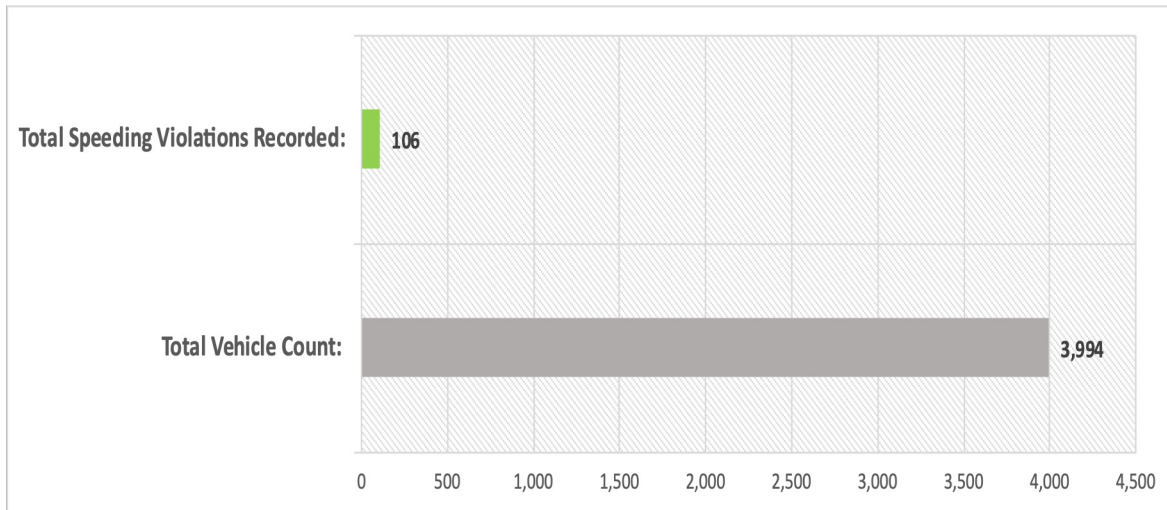
RedSpeed Florida, LLC (RedSpeed) conducted speed studies at **Tradewinds Elementary School** on **Johnson Rd. EB and WB** during the periods and times listed below.

This report was completed given the speed and time limit parameters of:

- ☐ School Zone Speed Limit: **15 MPH**
- ☐ Regular Zone Speed Limit: **30 MPH**

Speeding is defined as any recorded speed of more than 10 MPH over the posted speed limit.

Date	7:00 AM – 8:00 AM			8:00 AM – 2:00 PM			2:00 PM – 2:30 PM		
	Vehicle Count	# of Violators	% Speeding	Vehicle Count	# of Violators	% Speeding	Vehicle Count	# of Violators	% Speeding
09/28/2023	780	46	5.90%	2,901	12	0.41%	313	48	15.34%



School Zone Speed Study





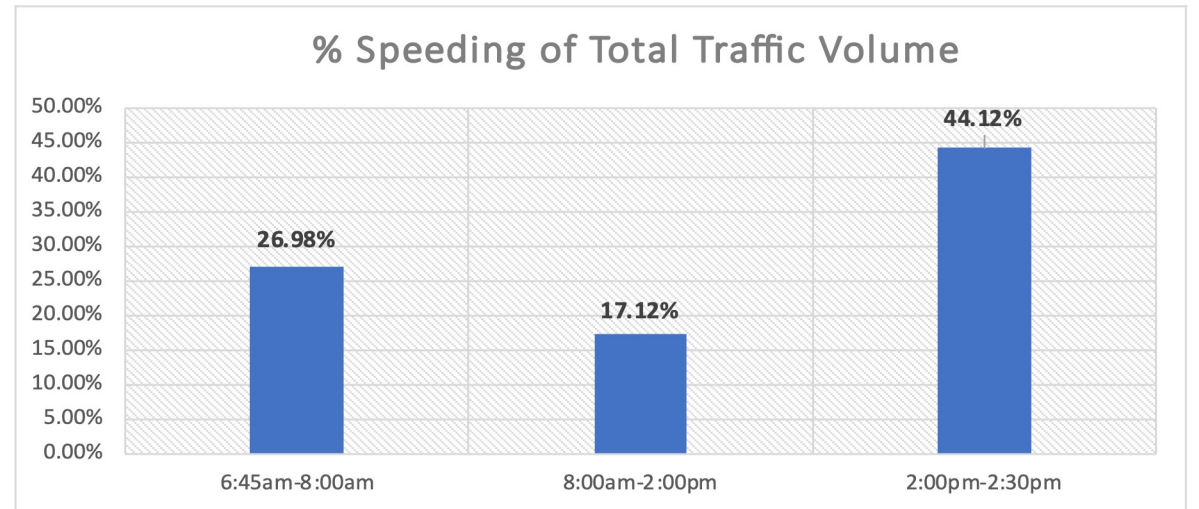
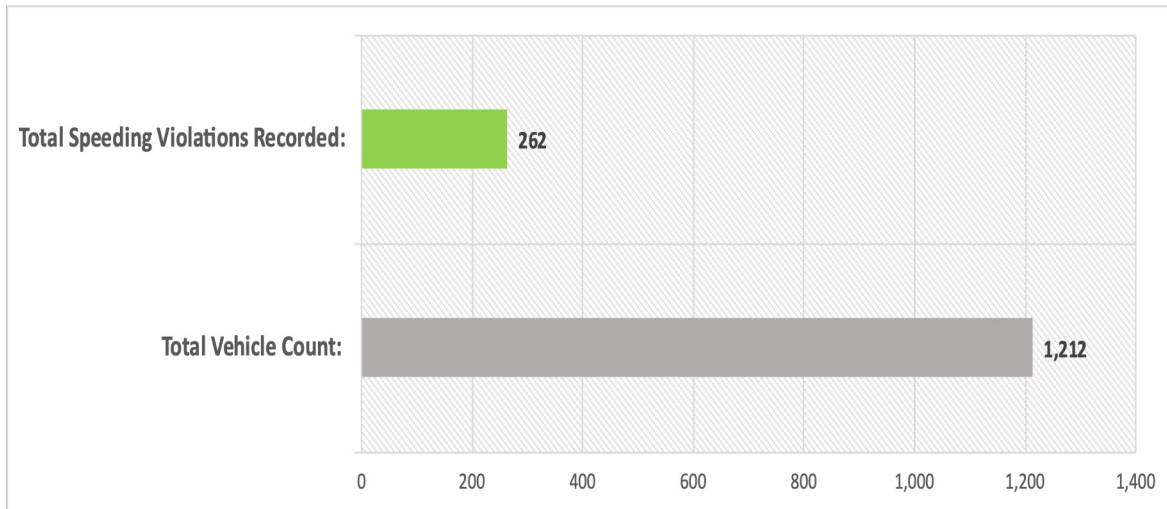
RedSpeed Florida, LLC (RedSpeed) conducted speed studies at **Winston Park Elementary School** on **NW 39th Ave. EB** during the periods and times listed below.

This report was completed given the speed and time limit parameters of:

- ☐ School Zone Speed Limit: **15 MPH**
- ☐ Regular Zone Speed Limit: **30 MPH**

Speeding is defined as any recorded speed of more than 10 MPH over the posted speed limit.

Date	6:45 AM – 8:00 AM			8:00 AM – 2:00 PM			2:00 PM – 2:30 PM		
	Vehicle Count	# of Violators	% Speeding	Vehicle Count	# of Violators	% Speeding	Vehicle Count	# of Violators	% Speeding
09/27/2023	367	99	26.98%	777	133	17.12%	68	30	44.12%





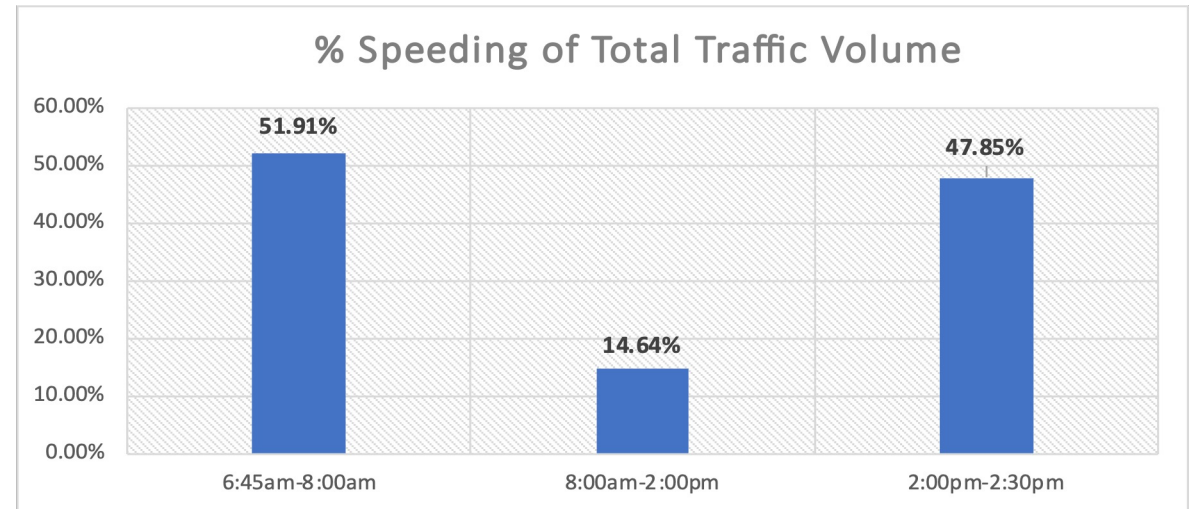
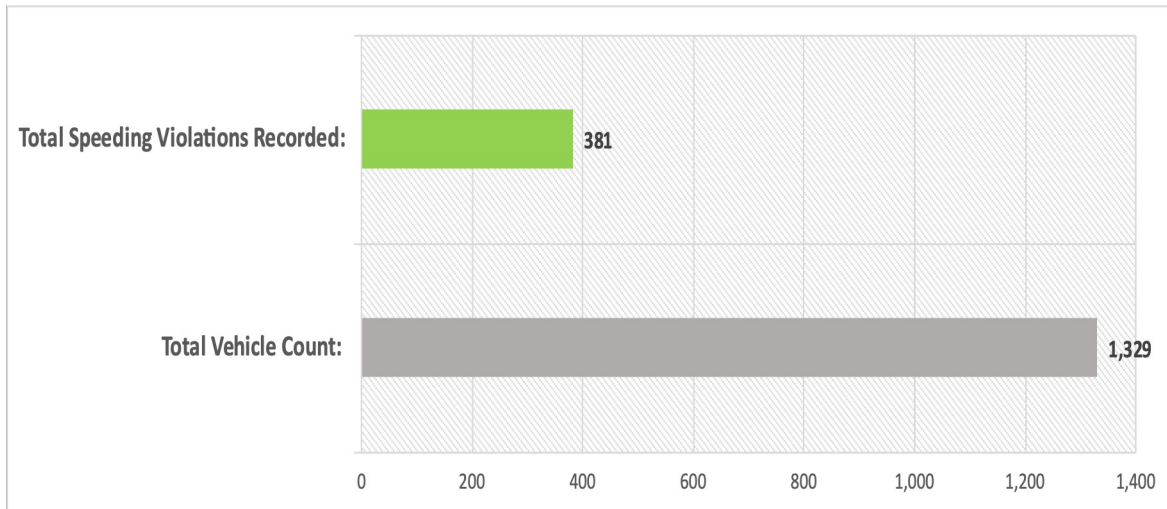
RedSpeed Florida, LLC (RedSpeed) conducted speed studies at **Winston Park Elementary School** on **NW 39th Ave. WB** during the periods and times listed below.

This report was completed given the speed and time limit parameters of:

- ☐ School Zone Speed Limit: **15 MPH**
- ☐ Regular Zone Speed Limit: **30 MPH**

Speeding is defined as any recorded speed of more than 10 MPH over the posted speed limit.

Date	6:45 AM – 8:00 AM			8:00 AM – 2:00 PM			2:00 PM – 2:30 PM		
	Vehicle Count	# of Violators	% Speeding	Vehicle Count	# of Violators	% Speeding	Vehicle Count	# of Violators	% Speeding
09/27/2023	314	163	51.91%	806	118	14.64%	209	100	47.85%





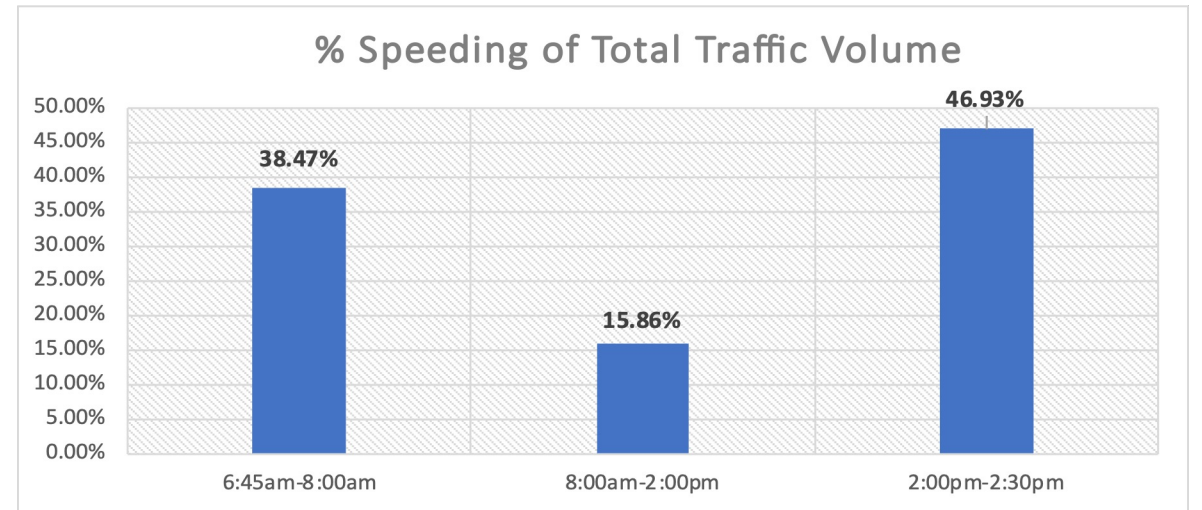
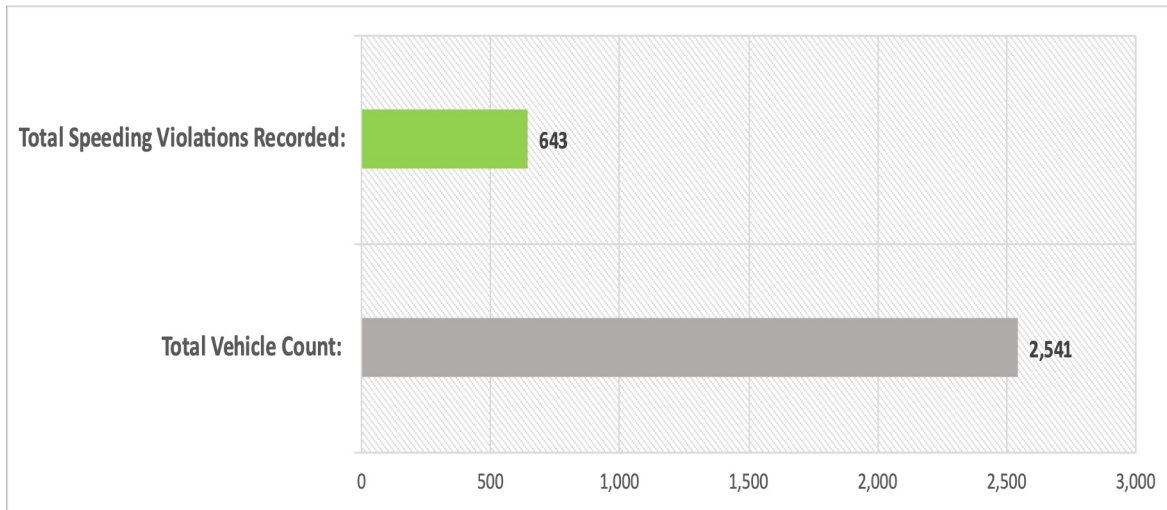
RedSpeed Florida, LLC (RedSpeed) conducted speed studies at **Winston Park Elementary School** on **NW 39th Ave. EB and WB** during the periods and times listed below.

This report was completed given the speed and time limit parameters of:

- ☐ School Zone Speed Limit: **15 MPH**
- ☐ Regular Zone Speed Limit: **30 MPH**

Speeding is defined as any recorded speed of more than 10 MPH over the posted speed limit.

Date	6:45 AM – 8:00 AM			8:00 AM – 2:00 PM			2:00 PM – 2:30 PM		
	Vehicle Count	# of Violators	% Speeding	Vehicle Count	# of Violators	% Speeding	Vehicle Count	# of Violators	% Speeding
09/27/2023	681	262	38.47%	1,583	251	15.86%	277	130	46.93%



School Zone Speed Study





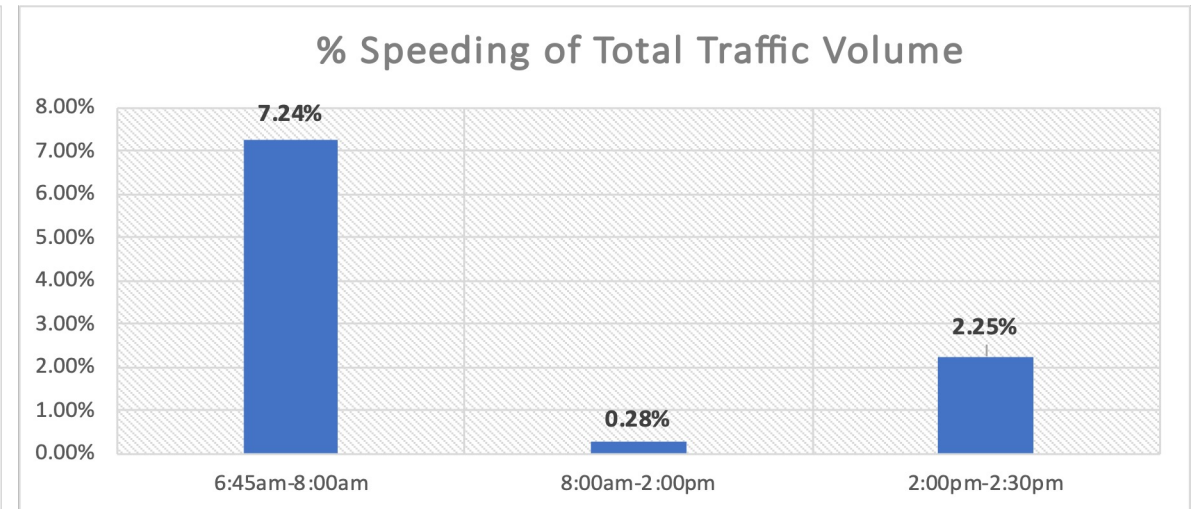
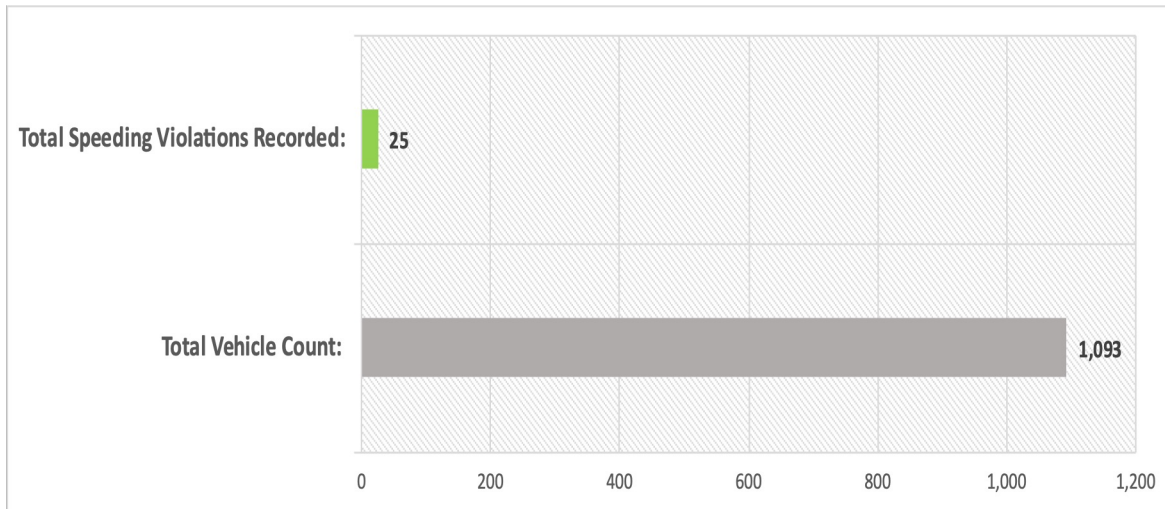
RedSpeed Florida, LLC (RedSpeed) conducted speed studies at **Winston Park Elementary School** on **Winston Park Blvd. EB** during the periods and times listed below.

This report was completed given the speed and time limit parameters of:

- ☐ School Zone Speed Limit: **15 MPH**
- ☐ Regular Zone Speed Limit: **30 MPH**

Speeding is defined as any recorded speed of more than 10 MPH over the posted speed limit.

Date	6:45 AM – 8:00 AM			8:00 AM – 2:00 PM			2:00 PM – 2:30 PM		
	Vehicle Count	# of Violators	% Speeding	Vehicle Count	# of Violators	% Speeding	Vehicle Count	# of Violators	% Speeding
09/27/2023	290	21	7.24%	714	2	0.28%	89	2	2.25%





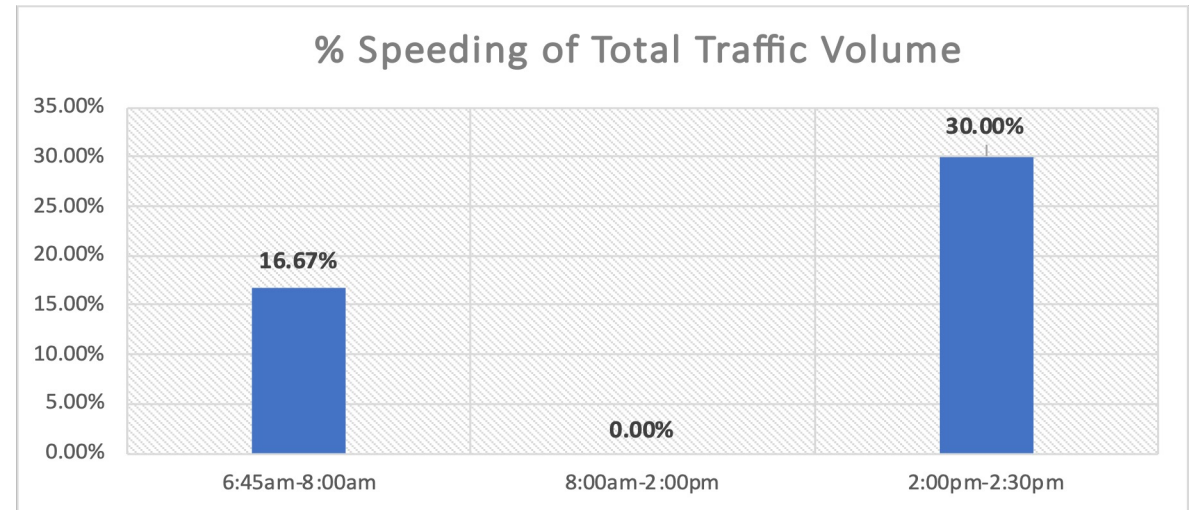
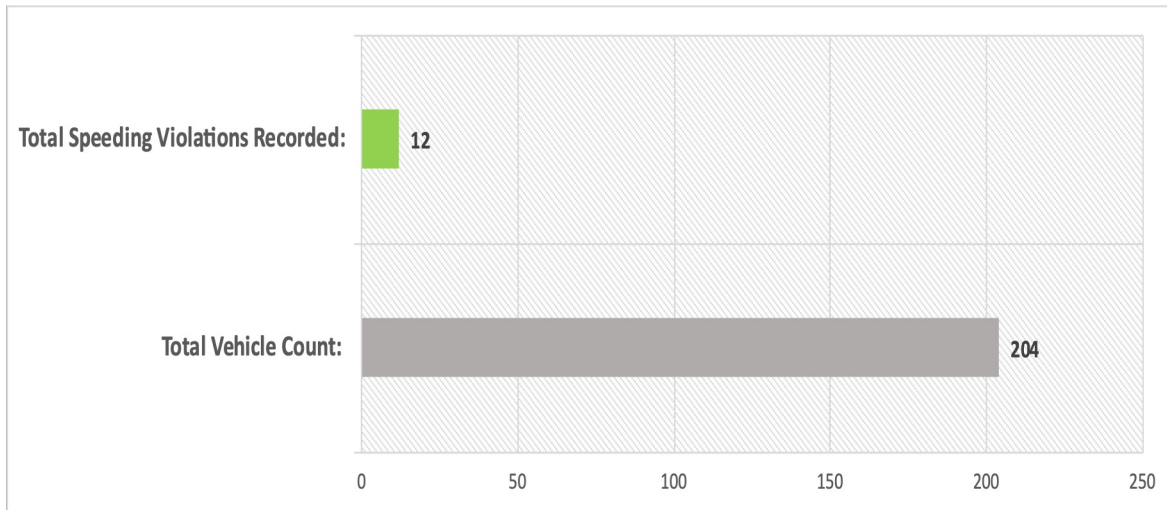
RedSpeed Florida, LLC (RedSpeed) conducted speed studies at **Winston Park Elementary School** on **Winston Park Blvd. WB** during the periods and times listed below.

This report was completed given the speed and time limit parameters of:

- ☐ School Zone Speed Limit: **15 MPH**
- ☐ Regular Zone Speed Limit: **30 MPH**

Speeding is defined as any recorded speed of more than 10 MPH over the posted speed limit.

Date	6:45 AM – 8:00 AM			8:00 AM – 2:00 PM			2:00 PM – 2:30 PM		
	Vehicle Count	# of Violators	% Speeding	Vehicle Count	# of Violators	% Speeding	Vehicle Count	# of Violators	% Speeding
09/27/2023	18	3	16.67%	156	0	0%	30	9	30%





RedSpeed Florida, LLC (RedSpeed) conducted speed studies at **Winston Park Elementary School** on **Winston Park Blvd. EB and WB** during the periods and times listed below.

This report was completed given the speed and time limit parameters of:

- ☐ School Zone Speed Limit: **15 MPH**
- ☐ Regular Zone Speed Limit: **30 MPH**

Speeding is defined as any recorded speed of more than 10 MPH over the posted speed limit.

Date	6:45 AM – 8:00 AM			8:00 AM – 2:00 PM			2:00 PM – 2:30 PM		
	Vehicle Count	# of Violators	% Speeding	Vehicle Count	# of Violators	% Speeding	Vehicle Count	# of Violators	% Speeding
09/27/2023	308	24	7.79%	870	2	0.23%	119	11	9.24%

